

**COLUMBIA** ®  
Columbia ParCar Corp.

---

# Parts Catalog

1963 to 1981  
D, DF, DC, D4  
HARLEY-DAVIDSON®  
Gas Golf Car/Utilicar

## GENERAL INFORMATION

This Parts Catalog has been prepared for your convenience when ordering parts for HARLEY-DAVIDSON® GASOLINE GOLF CAR AND GASOLINE UTILICAR Models D, DF, DC, D4. Wherever possible parts are shown in assembly break-down sequence. Index numbers shown in the illustrations correspond to index numbers in parts lists. Consult the illustrations when ordering parts so you are sure to get just what you want. In most cases only the latest parts are shown in the illustrations, however, parts lists cover some parts used as early as 1963.

Number in parenthesis following description of part is the quantity needed for complete assembly shown in illustration. If there is no number in parenthesis, only one is used.

The following instructions should be followed carefully when ordering parts:

- Specify the correct part number of each item. Check the "Used On" column of the parts list which shows the model on which the part fits. Whenever in doubt, refer to the number plate located on the frame.

Two types of serial numbers are used:

1. **1969 and earlier:** Serial number is located on the frame left side. The first four or five digits represent the year and model — the same as shown in the "Used On" column in this catalog.
2. **1970 and later:** Vehicle Identification Number (V.I.N.) is located on the frame left side. The V.I.N. (vehicle identification numbers) for GASOLINE GOLF CAR models are as follows:

GASOLINE CAR (Model)	FIRST TWO DIGITS (Model)	NEXT FIVE DIGITS (Sequential Number)	SECOND LAST DIGIT (Manufacturer)	LAST DIGIT (Model Season)
D	3B	10000 and up	J - 1980 thru 1981	2-1972
DC	5B		H - 1970 thru 1979	3-1973
D4	7C			0-1980
Classic	3K			1-1981

Example: 1973D (3B 12150 H3)  
 1976 D4 (7C 12152 H6)  
 1980 D (3B 12150 J0)  
 1981 D4 (7C 12152 J1)  
 1981 Classic (3K 12521 J1)

- An asterisk (\*) in the "Used On" column indicates part is used up to and including 1981 models (the latest model year covered by this catalog).
- Part numbers are to be used when ordering by TELEGRAM or CABLE.
- When ordering parts use our standard Parts & Accessories order form.
- For your own records, number and date all orders, also keep a carbon copy for reference in case of misunderstanding.

# ALPHABETICAL INDEX

	Page		Page
Accelerator Pedal .....	33	Horn .....	91
Accessory Panel .....	59, 63	Housing — fork .....	59, 63
Air Cleaner .....	29	Ignition Coil .....	23
Air Shroud .....	2	Intake Manifold .....	29
Axle — front .....	41, 43	Lockout Hub .....	43
Axle — rear .....	105, 107, 109, 111	Mirror .....	117
Bag Holder .....	71	Muffler .....	80, 81
Battery .....	87, 88	Numerical Index .....	125
Beverage Holder .....	59, 71, 73	Piston .....	2
Body .....	75	Reed Valve .....	29
Brake Controls .....	35, 37, 39	Regulator .....	101
Brake .....	47, 49	Reversing Switch .....	103
Bumper — front .....	119	Seats .....	73
Bumper — rear .....	69	Shields .....	63
Carburetor .....	25, 27	Shock Absorber .....	45, 65
Carry-All .....	63	Spark Coil .....	23
Choke .....	25, 27	Spark Plug .....	23
Cigarette Lighter .....	95	Speedometer .....	89
Circuit Breaker .....	13	Starter — Generator .....	15, 17, 19, 21
CLASSIC —		Steering Tiller .....	53, 55
supplemental parts .....	120, 121, 123, 124	Steering Wheel .....	57
Condenser .....	13, 23	Sun Top .....	113, 115
Connecting Rod .....	5	Sun Top, Classic only .....	123
Crankcase .....	7	Suspension — front .....	45
Crankshaft .....	5	Suspension — rear .....	65, 67
Cylinder .....	2	Switches .....	101
Differential .....	105, 107, 109, 111	Tail Lamp .....	91
Electrical .....	95, 97, 99	Tank .....	83, 85
Electrical, Classic only .....	124	Terminals .....	95, 97
Engine, complete .....	2	Tiller .....	53, 55
Exhaust System .....	80, 81	Tires .....	41
Fan .....	5	Top .....	113, 115
Flasher .....	93	Tow Bar .....	117
Fork — front .....	51	Transmission, Primary Drive .....	9
Fork — rear .....	65, 67	Transmission, Secondary Drive .....	11
Frame .....	65, 67	Turn Signals .....	93
Free Wheeling Device .....	117	V-Belt .....	9, 15, 17, 19, 21
Gas Tank .....	83, 85	Voltage Regulator .....	101
Gears, differential .....	105, 107, 109, 111	Wheels .....	41
Generator .....	15, 17, 19, 21	Windshield .....	77, 79
Governor .....	31	Wiring .....	97
Headlamp .....	91	Wiring — 1980 and later .....	99

## PATENT NOTICE

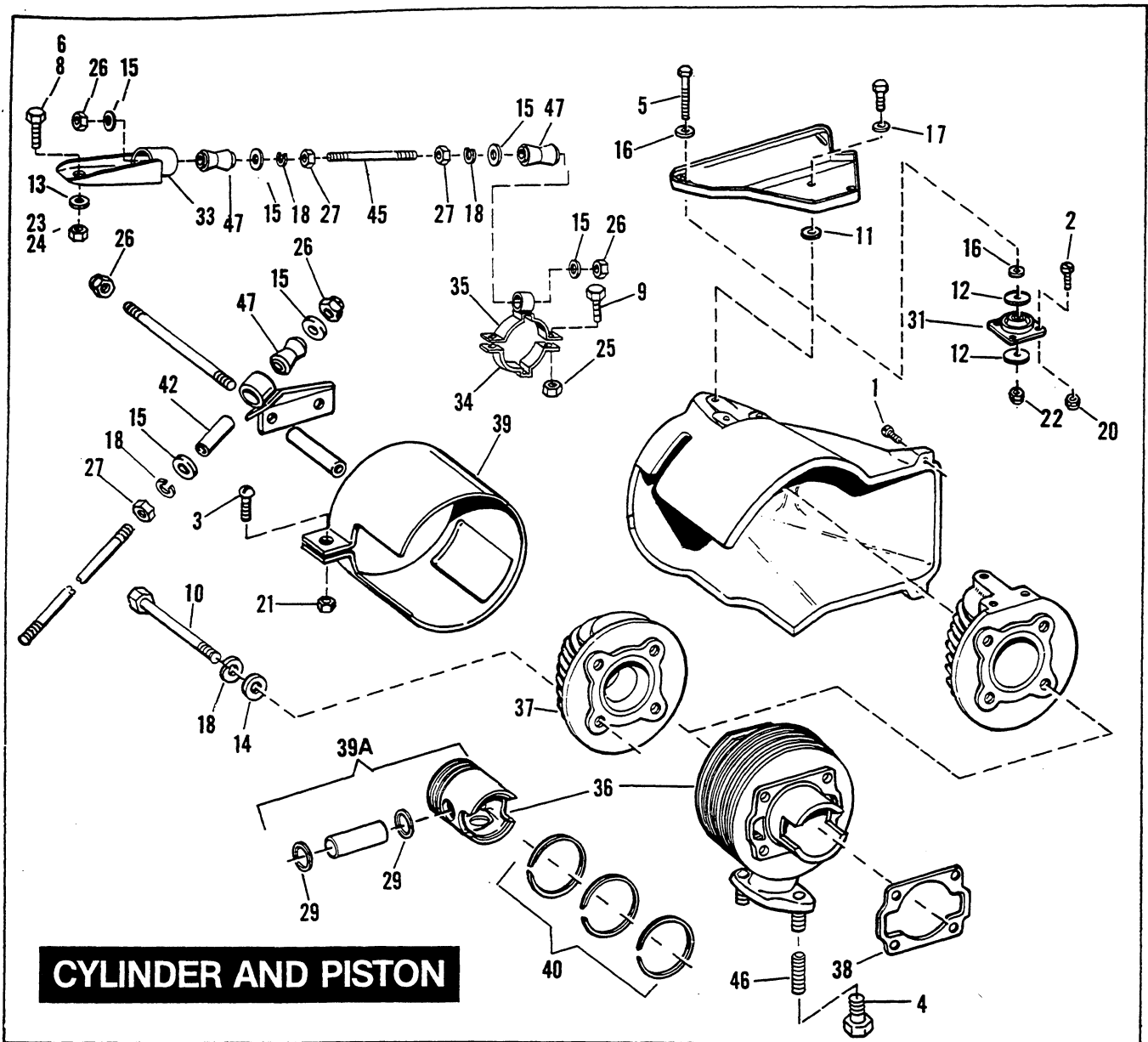
Columbia ParCar products are manufactured under one or more of the following patents; US patents — 2986162, 2987934, 2998808, 3116089, 3144631, 3144860, 3226994, 3229792, 3434887, 3559773, 3673359, 3680403, 3683716, 3709317, Des. 225, 626.

## Disclaimer

To the best knowledge of Columbia ParCar Corp., the material contained herein is accurate as of the date this publication was approved for printing. Columbia ParCar Corp. reserves the right to change the specifications, equipment, or design at any time without notice and without incurring obligation.



350 N. Dewey • P.O. Box 30 • Reedsburg, WI 53959  
 Phone (608) 524-8888 • Toll Free 1 (800) 222-4653 • Fax (608) 524-8380  
 Web [www.parcar.com](http://www.parcar.com) • E-Mail [info@parcar.com](mailto:info@parcar.com)



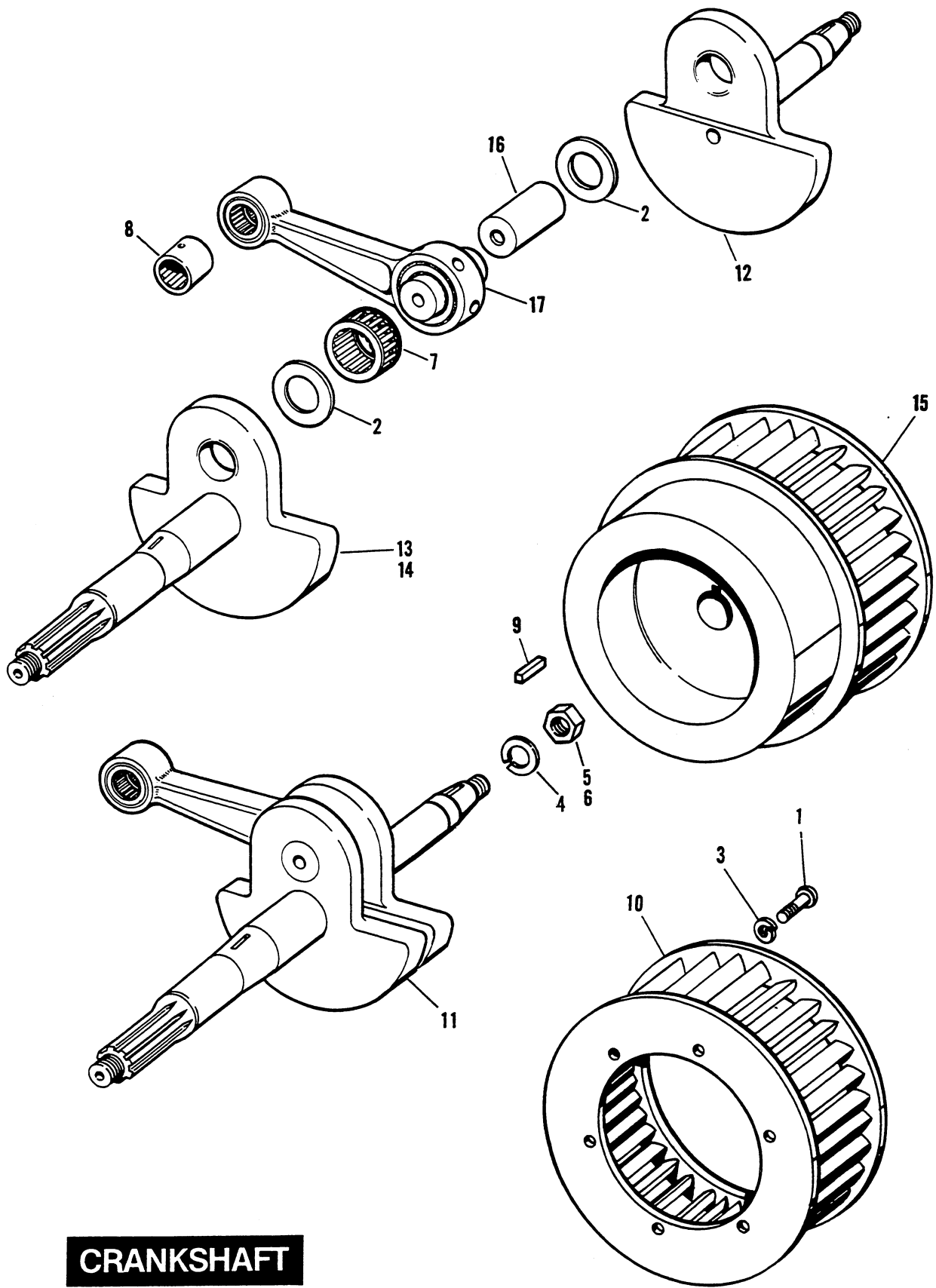
**CYLINDER AND PISTON**

**G1**

RETAIL PRICE	INDEX NO.	PART NO.	N A M E	USED ON
	1	1368W	SCREW, 1/4-20 x 1 Phillips hd. (2)	63 to 66 — D, DF, DC; 67 & 68 — DC
	2	2596	SCREW, No. 8-36 x 3/8 Pozidriv pan hd. (7)	63 to 66 — D, DF, DC; 67 & 68 — DC
	3	2659	SCREW, No. 10-24 x 7/8 Pozidriv pan hd.	67 to * — D; 69 to * — DC, D4
	4	3446	LOCKBOLT, 5/16-24 x 3/4 (2)	80 to Early 81 — D, D4
	5	3842	BOLT, 1/4-28 x 1-1/2 hex. hd. (2)	63 to 66 — D, DF, DC; 67 & 68 — DC
	6	3960W	BOLT, 5/16-24 x 1 hex. hd.	Late 70 to * — D, DC, D4
	8	4086	BOLT, 5/16-18 x 3 hex. hd. (2)	67 to Early 70 — D; 69 to Early 70 — DC
	9	4319	BOLT, 3/8-24 x 1 hex. hd. (2)	Late 70 to * — D, DC, D4
	10	4451W	BOLT, 3/8-16 x 5-1/4 hex. hd. (2 or 4)	63 to * — D, DF, DC, D4
	11	6242W	WASHER, 1/4 x 9/16 x 1/32	63 to 66 — D, DF, DC; 67 & 68 — DC
	12	6257W	WASHER, 9/32 x 1-3/8 x 1/16 (4)	63 to 66 — D, DF, DC; 67 & 68 — DC

**NOTE:** Asterisk (\*) indicates part is used for latest model year shown on cover.

RETAIL PRICE	INDEX NO.	PART NO.	N A M E	USED ON
	13	6333	WASHER, 5/16 x 7/8 x 5/64 (2)	67 to Early 70 — D; 69 to Early 70 — DC
	14	6388HB	WASHER, 3/8 x 23/32 x 1/16 (4)	63 to * — D, DF, DC, D4
	15	6416	WASHER, 3/8 x 1 x 3/32 (6)	67 to * — D; 69 to * — DC, D4
	16	6703	WASHER, 1/4 x 5/8 x 1/16 (4)	63 to 66 — D, DF, DC; 67 & 68 — DC
	17	7036	LOCKWASHER, 1/4 (3)	63 to 66 — D, DF, DC; 67 & 68 — DC
	18	7038	LOCKWASHER, 3/8 (4)	63 to Early 80 — D, DF, DC, D4
	20	7612W	LOCKNUT, No. 8-36 x 3/16 x 3/8 hex. (8)	63 to 66 — D, DF, DC; 67 & 68 — DC
	21	7624	LOCKNUT, No. 10-24 x 1/4 x 3/8 hex.	67 to * — D; 69 to * — DC, D4
	22	7683	LOCKNUT, 1/4-28 x 5/16 x 7/16 hex. (2)	63 to 66 — D, DF, DC; 67 & 68 — DC
	23	7725	LOCKNUT, 5/16-24 x 11/32 x 1/2 hex. (2)	Late 70 to * — D, DC, D4
	24	7739	NUT, 5/16-18 x 11/32 x 1/2 hex. (2)	67 to Early 70 — D; 69 to Early 70 — DC
	25	7775	LOCKNUT, 3/8-24 x 7/16 x 9/16 hex. (2)	Late 70 to * — D, DC, D4
	26	7778	LOCKNUT, 3/8-16 x 7/16 x 9/16 hex. (2)	67 to * — D; 69 to * — DC, D4
	27	7783	NUT, 3/8-16 x 5/16 x 9/16 hex. (2)	67 to * — D; 69 to * — DC, D4
	29	11063	RETAINING RING, piston pin (2)	63 to * — D, DF, DC, D4
		16089-71A	ENGINE AND TRANSMISSION ASSEMBLY, less starter — generator	67 to * — D; 69 to * — DC, D4
			NOTE: In order to install engine 16089-71 on 1967-70 cars, the following additional parts must be obtained separately:	
		6703	WASHER, air cleaner, 1/4 x 5/8 x 1/16	
		8119W	WING NUT, air cleaner, 1/4-20	
		10006	CABLE STRAP	
		29046-72	MOUNTING STUD, air cleaner, 1/4-20 x 9-1/8 lg.	
		29130-68A	AIR CLEANER KIT, dry type	
		29139-71	DECAL, air cleaner service instructions	
		16150-78A	SHORT BLOCK	71 to * — D, D4
	31	16226-63A	ENGINE MOUNT	63 to 66 — D, DF
		16228-67	ENGINE MOUNT	69 to 73 — DC; 67 to * — D; 72 to * — D4
	33	16231-70	ENGINE BRACKET, stabilizer	Late 70 to * — D, DC, D4
	34	16232-70	CLAMP, stabilizer axle tube bracket (Dana Axle)	Late 70 to * — D, DC, D4
	35	16241-70	AXLE TUBE BRACKET, stabilizer (Dana Axle)	Late 70 to * — D, DC, D4
	36	16524-67A	MATCHED CYLINDER AND PISTON, with rings and pin	67 to * — D; 69 to * — DC, D4
	37	16649-67B	CYLINDER HEAD (high compression)	67 to * — D; 69 to * — DC, D4
	38	16780-63	GASKET, cylinder base	63 to * — D, DF, DC, D4
	39	20008-67	AIR SHROUD	67 to * — D; 69 to * — DC, D4
	39A	22001-63	PISTON AND RING ASSEMBLY, standard	63 to * — D, DF, DC, D4
		22003-63	PISTON AND RING ASSEMBLY, .010 O.S.	63 to * — D, DF, DC, D4
		22004-63	PISTON AND RING ASSEMBLY, .020 O.S.	63 to * — D, DF, DC, D4
		22005-63	PISTON AND RING ASSEMBLY, .030 O.S.	63 to * — D, DF, DC, D4
		22006-63	PISTON AND RING ASSEMBLY, .040 O.S.	63 to * — D, DF, DC, D4
	40	22325-63	PISTON RING SET, standard	63 to * — D, DF, DC, D4
		22326-63	PISTON RING SET, .005 O.S.	63 to * — D, DF, DC, D4
		22327-63	PISTON RING SET, .010 O.S.	63 to * — D, DF, DC, D4
		22328-63	PISTON RING SET, .020 O.S.	63 to * — D, DF, DC, D4
		22329-63	PISTON RING SET, .030 O.S.	63 to * — D, DF, DC, D4
		22330-63	PISTON RING SET, .040 O.S.	63 to * — D, DF, DC, D4
	42	24794-67	SPACER, stabilizer stud (2)	67 to * — D; 69 to * — DC, D4
	45	24801-70	STUD, stabilizer	Late 70 to * — DC; 79 — D, D4
		24801-80	STUD, stabilizer	80 to * — D, D4
	46	61605-36	STUD, cylinder exhaust port, 5/16-24 x 1-1/4 (2)	67 to 79 — D; 69 to 79 — DC, D4; Late 81 to * — D, D4
	47	85210-42A	RUBBER BUSHING (2)	67 to * — D; 69 to * — DC, D4

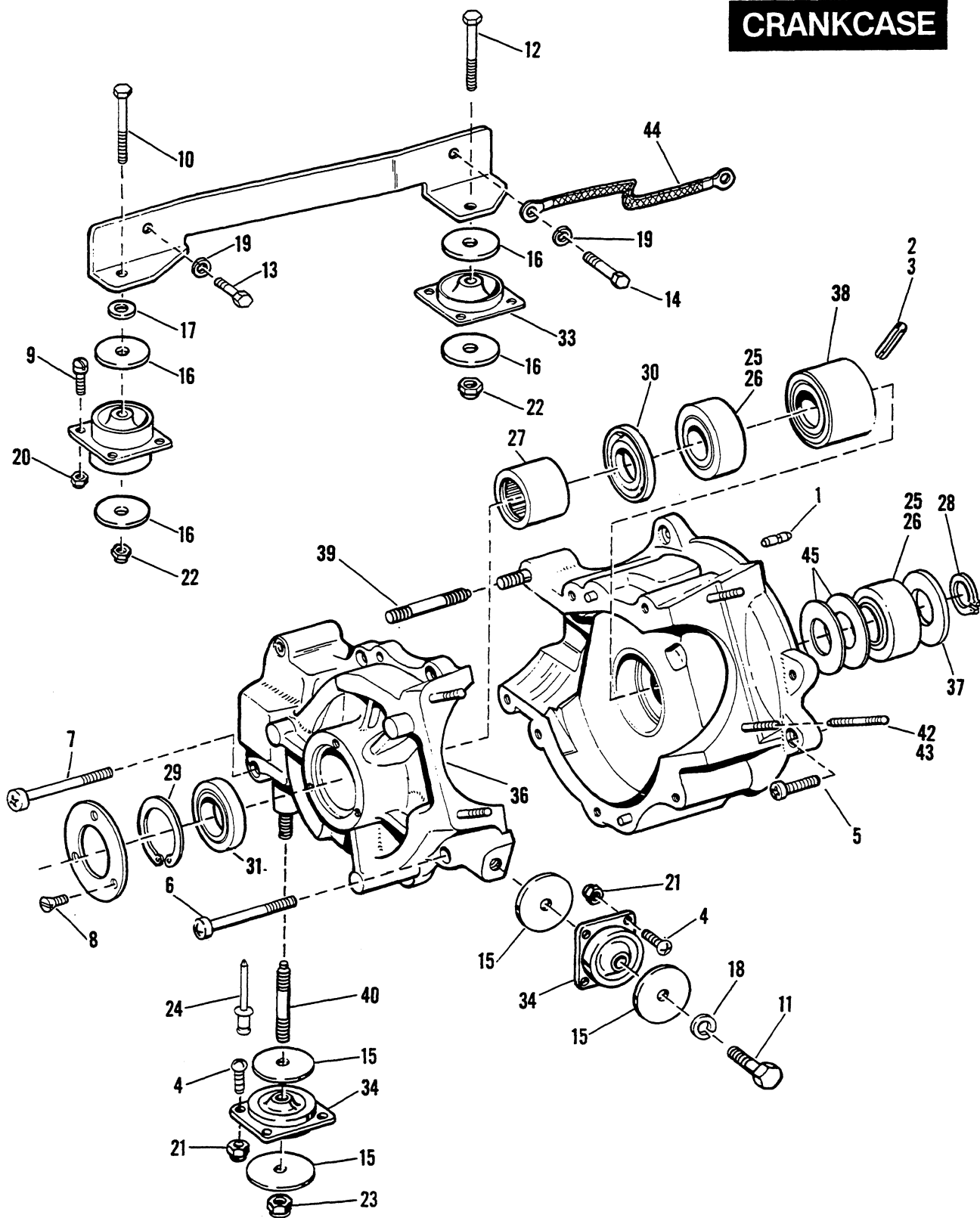


**CRANKSHAFT**

RETAIL PRICE	INDEX NO.	PART NO.	N A M E	USED ON
	1	3625	SCREW, No. 12-24 x 3/8 hex. hd. (6)	67 to * — D; 69 to * — DC, D4
	2	6642	THRUST WASHER, 1-3/64 x 1/32 (2 - Late 78 & later)	Late 78 to * — D (Above 3B 13740 H8), D4 (Above 7C 10318 H8)
	3	7030W	LOCKWASHER, No. 12 (6)	67 to * — D; 69 to * — DC, D4
	4	7068	LOCKWASHER, 1/2	67 to * — D; 69 to * — DC, D4
	5	7524	LOCKNUT, 1/2-20 x 1/2 x 1	80 — D, D4
	6	7914	NUT, 1/2-20 x 7/16 x 7/8 hex.	67 to 79 — D; 69 to 79 — DC, D4
	7	9070	BEARING, needle, crankpin	63 to * — D, DF, DC, D4
	8	9074	BEARING, needle, piston pin	Late 70 to * — D, DC, D4 (Above 3B 15327 H0)
	9	11211	KEY, starter-generator shaft	67 to 80 — D; 69 to 80 — DC, D4
	10	20002—67	FAN	67 to * — D; 69 to * — DC, D4
	11	23703—71C	CRANKSHAFT ASSEMBLY, with pin, rod & bearing	Late 71 to * — D, DC, D4
	12	23707—78A	CRANKSHAFT, fan side	65 to * — D, DF, DC, D4 (Above Serial No. 65D—1429)
	13	23708—78A	CRANKSHAFT, transmission side	Late 71 to * — D, DC, D4
	14	23718—67	CRANKSHAFT, transmission side	67 to Early 71 — D, D4 69 to Early 71 — DC
	15	23760—67	FLYWHEEL, with fan	67 to * — D; 69 to * — DC, D4
	16	23962—63B	CRANKPIN	63 to * — D, DF, DC, D4
	17	24200—63	CONNECTING ROD, CRANKPIN AND BEARING ASSEMBLY	63 to * — D, DF, DC, D4

**NOTE:** Asterisk (\*) indicates part is used for latest model year shown on cover.

# CRANKCASE

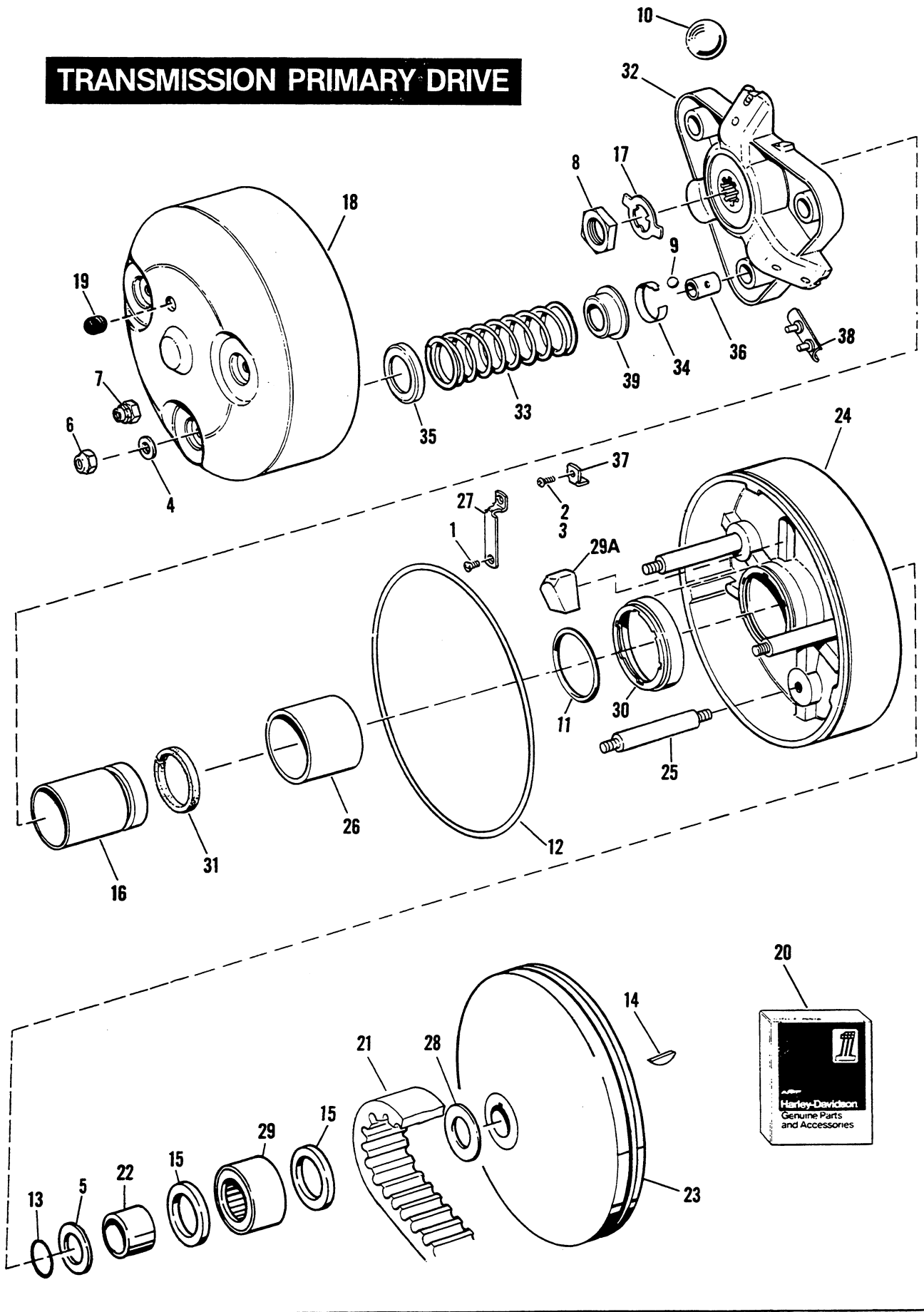




RETAIL PRICE	INDEX NO.	PART NO.	N A M E	USED ON
	1	358	DOWEL PIN (4) . . . . .	63 to * — D, DF, DC, D4
	2	600	ROLL PIN, bearing spacer . . . . .	63 to 66 — D, DF, DC; 67 & 68 — DC
	3	620	ROLL PIN, bearing spacer . . . . .	67 to * — D; 69 to * — DC, D4
	4	1198	SCREW, No. 10-24 x 1/2 Pozidriv fil. hd. (8) . . . . .	67 to Early 70 — D; 69 to Early 70 — DC, D4
	5	1306	SCREW, 5/8-18 x 1 Pozidriv fil. hd. (3) . . . . .	63 to * — D, DF, DC, D4
	6	1368W	SCREW, 1/4-20 x 1 Pozidriv hd. (4 or 5) . . . . .	63 to * — D, DF, DC, D4
	7	1370W	SCREW, 1/4-20 x 2-1/4 Phillips hd. . . . .	63 to * — D, DF, DC, D4
	8	1655	SCREW, No. 6-32 x 5/16 flat ctsk. hd. (3) . . . . .	63 to 66 — D, DF, DC; 67 & 68 — DC
	9	2596	SCREW, No. 8-36 x 3/8 Pozidriv pan hd. (8) . . . . .	63 to 66 — D, DF, DC; 67 & 68 — DC
	10	2614	BOLT, 1/4-28 x 2 hex. hd. . . . .	63 to 66 — D, DF, DC; 67 & 68 — DC
	11	3775	BOLT, 3/8-16 x 2 hex. hd. . . . .	67 to * — D; 69 to * — DC, D4
	12	3842	BOLT, 1/4-28 x 1-1/2 hex. hd. . . . .	63 to 66 — D, DF, DC; 67 & 68 — DC
	13	3987	BOLT, 5/16-18 x 3/4 hex. hd. . . . .	63 to 66 — D, DF, DC; 67 & 68 — DC
	14	4017	BOLT, 5/16-18 x 1 hex. hd. . . . .	63 to 66 — D, DF, DC; 67 — 68 — DC
	15	6173B	WASHER, 13/32 x 1-7/8 x 1/16 (4) . . . . .	67 to * — D; 69 to * — DC, D4
	16	6257W	WASHER, 9/32 x 1-3/8 x 1/16 (4) . . . . .	63 to 66 — D, DF, DC; 67 & 68 — DC
	17	6703	WASHER, 1/4 x 5/8 x 1/16 . . . . .	63 to 66 — D, DF, DC; 67 & 68 — DC
	18	7038	LOCKWASHER, 3/8 . . . . .	67 to * — D; 69 to * — DC, D4
	19	7041	LOCKWASHER, 5/16 (2) . . . . .	63 to 66 — D, DF, DC; 67 & 68 — DC
	20	7612W	LOCKNUT, No. 8-36 x 3/16 x 3/8 hex. (8) . . . . .	63 to 66 — D, DF, DC; 67 & 68 — DC
	21	7624	LOCKNUT, No. 10-24 x 1/4 x 3/8 hex. (8) . . . . .	67 to Early 70 — D; 69 to Early 70 — DC, D4
	22	7683	LOCKNUT, 1/4-28 x 5/16 x 7/16 hex. (2) . . . . .	63 to 66 — D, DF, DC; 67 & 68 — DC
	23	7778	LOCKNUT, 3/8-16 x 7/16 x 9/16 . . . . .	67 to * — D; 69 to * — DC, D4
	24	8689	POP RIVET, engine mount (16) . . . . .	Late 70 to * — D, D4
	25	9034	BEARING, crankcase (sealed) (1 or 2) (2 - 80 & later) . . . . .	(2) 63 to 65 — D, DF, DC (Below Serial No. 65D-1429); (1) 67 to * — D; (1) 69 to * — DC, D4
	26	9038	BEARING, crankcase (1 or 2) . . . . .	(2) 65 & 66 — D, DC (Above Serial No. 65D-1429); (1) 67 to 79 — D; (1) 69 to 79 — DC, D4
	27	9071	NEEDLE BEARING, left crankcase . . . . .	63 to * — D, DF, DC, D4
	28	11025	RETAINING RING, right crankcase . . . . .	63 to 78 — D, DF, DC, D4
	29	11050	RETAINING RING, left oil seal . . . . .	Late 68 to 78 — D; 69 to 78 — DC, D4
	30	12015A	OIL SEAL, crankcase (fan side) . . . . .	65 to * — D, DF, DC, D4 (Above Serial No. 65D-1429)
	31	12101	OIL SEAL, crankcase (drive side) . . . . .	67 to * — D, D4
	33	16226-63A	ENGINE MOUNT, right rear . . . . .	63 to 66 — D, DF
	34	16228-67	ENGINE MOUNT (2) . . . . .	67 to * — D; 69 to * — DC, D4
	36	24493-71A	SET OF CRANKCASES . . . . .	71 to * — D, DC, D4
	37	24494-80	SUPPORT WASHER . . . . .	80 to * — D, D4
	38	24693-65	SPACER, crankcase bearings . . . . .	65 to 79 — D, DF, DC, D4
		24693-80	SPACER, crankcase bearings . . . . .	80 to * — D, D4
	39	24803-67	STUD, 1/4-28 x 3-1/4 lg. . . . .	67 to * — D; 69 to * — DC, D4
	40	24804-67	STUD, 3/8-16 x 2-7/16 lg. . . . .	67 to * — D; 69 to * — DC, D4
	42	24809-71	STUD, intake manifold, 5/16-24 x 6-7/8 lg. (4) . . . . .	71 to * — D, DC, D4
	43	24811-59A	STUD, intake manifold, 1/4-20 x 1-1/2 (4) . . . . .	63 to 66 — D, DF, DC; 67 & 68 — DC
	44	31650-69A	GROUND STRAP . . . . .	63 to 66 — D, DF, DC; 67 & 68 — DC
	45	43560-35	SHIM, main brg., .002 (as required) . . . . .	63 to * — D, DF, DC, D4
		43568-80	SHIM, main brg., .010 (as required) . . . . .	63 to * — D, D4

**NOTE:** Asterisk (\*) indicates part is used for latest model year shown on cover.

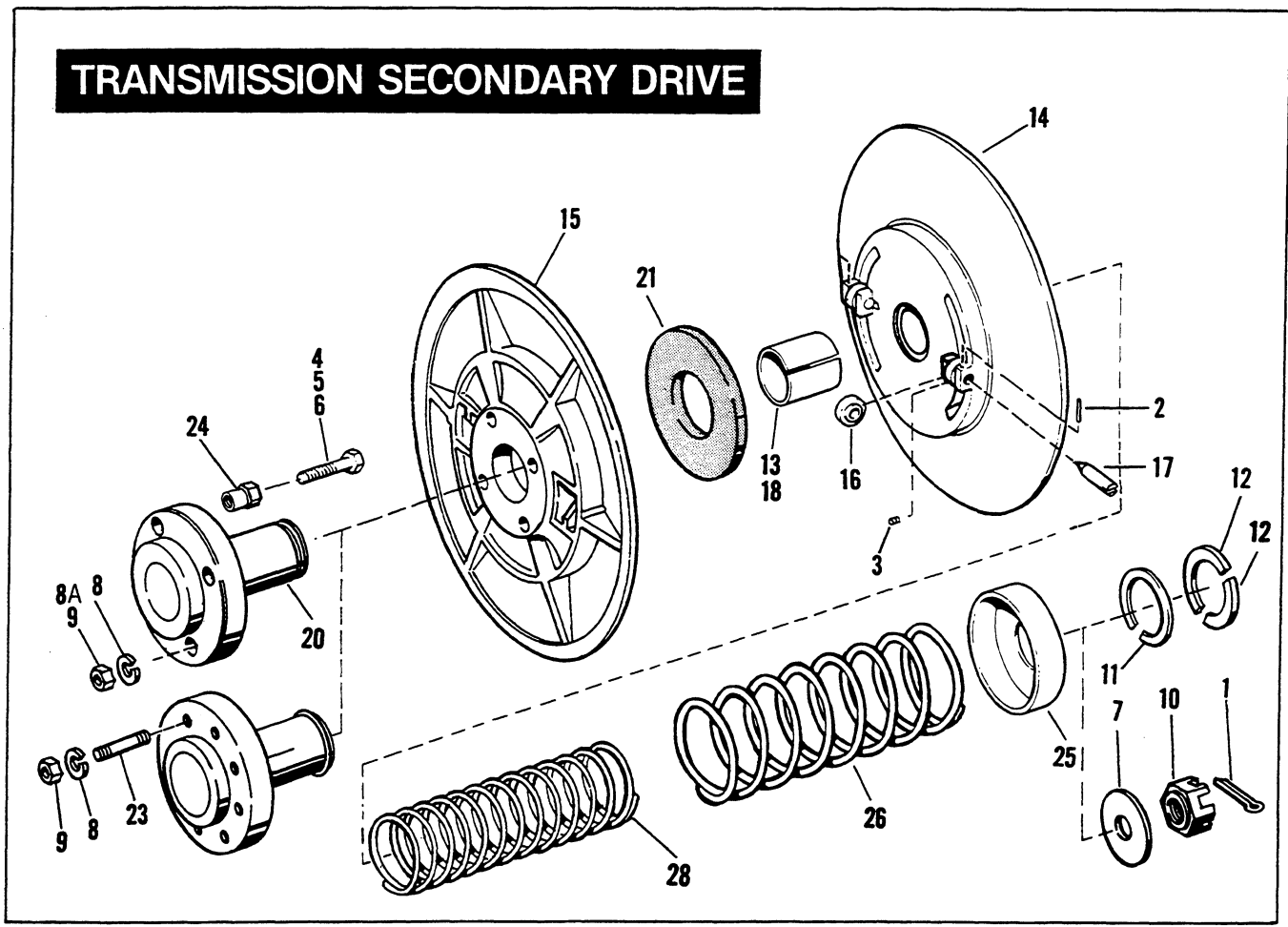
# TRANSMISSION PRIMARY DRIVE



RETAIL PRICE	INDEX NO.	PART NO.	N A M E	USED ON
	1	1665W	SCREW, No. 6-32 x 1/4 self-tapping flat ctsk. . . . . Phillips hd. (6) (use with aluminum flange)	Late 64 to 79 — D, DF, DC, D4
	2	2072W	SCREW, No. 6-32 x 3/8 self-tapping rd. hd. (3) (use with aluminum flange) . . . . .	63 to 79 — D, DF, DC, D4
	3	2630W	SCREW, No. 8-32 x 5/16 self tapping rd. hd. (repair only) . . . . .	Late 75 — D, D4
	4	6242W	WASHER, 1/4 x 9/16 x 1/32 (3) . . . . .	63 to * — D, DF, DC, D4
	5	6847	SHIM, 55/64 x 1-1/8 x .020 . . . . . (as required for flange spacing)	69 to * — D, DC, D4
		6848	SHIM, 55/64 x 1-1/8 x .007 (as required) . . . . .	64 to 68 — D, DF, DC (Above Serial No. 64D—1768)
	6	7683	LOCKNUT, 1/4-28 x 5/16 x 7/16 (3) hex. . . . .	80 to * — D, D4
	7	7704	ACORN NUT, 1/4-28 (3) . . . . .	63 to 79 — D, DF, DC, D4
	8	7988	NUT, 5/8-18 x 1/4 x 1 hex. . . . .	63 to * — D, DF, DC, D4
	9	8856A	BUFFER BALL, 7/32 (3) . . . . .	63 to Early 74 — D, DF, DC, D4
	10	8874	STEEL BALL, drive cup (3) (use with alum. flange only) . .	63 to 79 — D, DF, DC, D4
	11	11108	O-RING, front floating flange hub . . . . .	63 to * — D, DF, DC, D4
	12	11109	O-RING, drive cup cover . . . . .	63 to * — D, DF, DC, D4
	13	11117	O-RING, transmission shaft . . . . . (Above Serial No. 65D—1429)	65 to * — D, DF, DC, D4
	14	11206	KEY, driving flange . . . . .	71 to * — D, DC, D4
	15	12012	OIL SEAL, transmission shaft (2) . . . . . (Above Serial No. 64D—1768)	64 to Early 70 — D, DF, DC
	16	23732—64B	SLEEVE, front floating flange . . . . . (Above Serial No. 64D—1768)	64 to * — D, DC, D4
	17	23742—61	LOCKWASHER, transmission shaft nut . . . . .	63 to Early 71 — D, DF, DC
		23747—71B	LOCKWASHER, transmission shaft nut . . . . .	Late 71 to * — D, DC, D4
	18	34862—61B	COVER, drive cup — with plug and o-ring . . . . .	63 to * — D, DF, DC, D4
	19	34865—63	PLUG, drive cup cover . . . . .	63 to * — D, DF, DC, D4
	20	36369—77	PRIMARY DRIVE SEAL KIT . . . . . Consists of: 11108 O-RING 23747—71B LOCKWASHER 11109 O-RING 34865—63 PLUG 11117 O-RING 36467—61 FELT SEAL	72 to * — D, D4
	21	36394—67G	BELT, transmission (GATES) . . . . .	67 to * — D; 69 to * — DC, D4
	22	36420—67	INNER RACE, needle bearing . . . . .	67 to * — D; 69 to * — DC, D4
	23	36446—67	FRONT DRIVING FLANGE . . . . .	67 to 71 — D; 69 & 71 — DC
		36446—72	FRONT DRIVING FLANGE . . . . .	72 to * — D, DC, D4
	24	36449—80	FRONT FLOATING FLANGE ASSEMBLY (cast iron) (cast iron flange requires use of [3] weights, Part No. 36465—80) . . . . .	63 to * — DC, DF, D, D4
	25	36455—80	STUD, front flange (3) . . . . .	80 to * — D, D4 (Above Serial No. 64D—1768)
	26	36457—61	BUSHING, front floating flange . . . . .	63 to * — D, DF, DC, D4
	27	36460—61	SLIDE STRIP (3) (use with aluminum flange) . . . . .	63 to 79 — D, DF, DC, D4
	28	36461—74	THRUST WASHER, front driving flange . . . . .	Late 75 to * — D, D4
	29	36462—64	NEEDLE BEARING SLEEVE ASSEMBLY . . . . . (Above Serial No. 64D—1768)	64 to 66 — D, DF, DC; 67 & 68 — DC
		36462—67	NEEDLE BEARING SLEEVE ASSEMBLY . . . . .	67 to * — D; 69 to * — DC, D4
	29A	36465—80	PRIMARY WEIGHT (3) (cast iron flange only) . . . . .	80 to * — D, D4
	30	36466—61	RETAINER, front floating flange o-ring . . . . .	63 to * — D, DF, DC, D4
	31	36467—61	FELT SEAL, drive cup spacer sleeve . . . . .	63 to * — D, DF, DC, D4
	32	36516—63	DRIVE CUP ASSEMBLY . . . . .	63 to Early 71 — D, DF, DC
		36516—71	DRIVE CUP ASSEMBLY . . . . .	Late 71 to * — D, DC, D4
	33	36534—63	SPRING, driving cup (3) . . . . .	63 to * — D, DF, DC, D4
	34	36535—59	SPRING, buffer ball (3) . . . . .	63 to Early 74 — D, DF, DC, D4
	35	36540—61	DRIVE CUP SPRING COLLAR (3) . . . . .	63 to * — D, DF, DC, D4
	36	36549—59	BUSHING, drive cup (3) . . . . .	63 to * — D, DF, DC, D4
	37	36553—61	DRIVE CUP BALL STOP (3) (use with aluminum flange) . . . . .	63 to 79 — D, DF, DC, D4
	38	36554—61	DRIVE CUP BALL STRIP (3) . . . . .	63 to 79 — D, DF, DC, D4
	39	36555—61	DRIVE CUP SPRING RETAINER (3) . . . . .	63 to * — D, DF, DC, D4

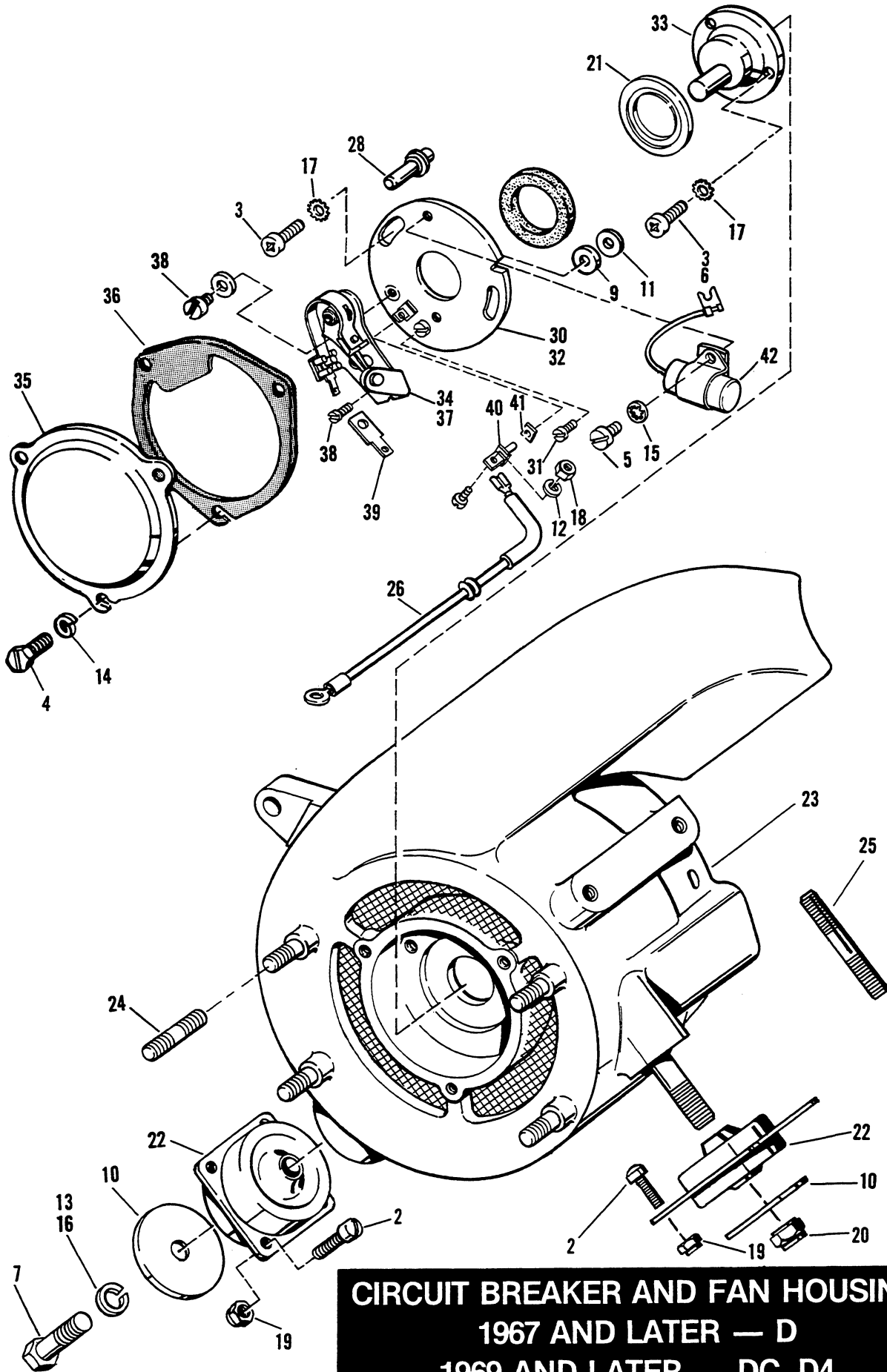
**NOTE:** Asterisk (\*) indicates part is used for latest model year shown on cover.

# TRANSMISSION SECONDARY DRIVE



RETAIL PRICE	INDEX NO.	PART NO.	N A M E	USED ON
	1	559	COTTER PIN, 1/8 x 1-1/4	67 — D
	2	612	ROLL PIN, 3/32 x 3/4 (2)	63 to Early 67 — D; 63 to 68 — DF, DC; Late 69 to * — D, DC, D4
	3	3206B	SET SCREW, No. 8-32 x 3/16 socket hd.	Early 67 — D
	4	3960W	BOLT, 5/16-24 x 1 hex. hd. (4)	Early 67 — D
	5	4014W	BOLT, 5/16-24 x 1-1/4 hex. hd. (4)	71 to Early 77 — D, DC, D4
	6	4331	BOLT, 5/16-24 x 2-7/16 hex.	Late 77 to Early 81 — D, D4
	7	6732	WASHER, 5/8 x 1-3/4 x 1/16 (2)	67 — D
	8	7041	LOCKWASHER, 5/16 (4)	67 to Late 77 — D; 69 to Late 77 — DC, D4
	8A	7729	LOCKNUT, 5/16-24 x 1/4 x 1/2 hex.	Late 77 to * — D, D4
	9	7753	NUT, 5/16-24 x 1/4 x 1/2 hex.	Late 67 to 70 — D; 69 & 70 — DC
	10	7947W	CASTLE NUT, 5/8-18 x 1/2 x 15/16 hex.	67 — D
	11	11010	RETAINING RING	Late 77 to * — D, D4
	12	11054	RETAINER, spring cup (2)	71 to * — D, DC, D4
	13	36397—71A	BUSHING, floating flange	Late 71 to * — D, DC, D4
		36400—71B	TRANSMISSION SECONDARY DRIVE, complete	67 to Early 81 — D, D4, DC
		36400—71C	TRANSMISSION SECONDARY DRIVE, complete	Late 81 to * — D, D4
	~14	36401—67C	FLOATING FLANGE ASSEMBLY	67 to * — D; 69 to * — DC, D4
	15	36404—71	STATIONARY FLANGE	67 to * — D, DC, D4
	16	36407—59	CAM ROLLER, floating flange (2)	63 to * — D, DF, DC, D4
	17	36408—70	PIN, cam roller (2)	Late 69 to * — D, DC, D4
	18	36410—59	BUSHING, floating flange	63 to Early 71 — D, DF, DC
	20	36410—71B	FLANGE HUB, less retaining ring	71 to * — D, DC, D4
	21	36418—70A	SPACER (rubber)	69 to * — D, DC, D4
	23	36419—68	STUD, stationary flange (4)	Late 68 to 70 — D (Above Serial No. 68D—10645); 69 & 70 — DC; Late 81 to * — D, D4
	24	36426—71	INSERT (4)	71 to Early 77 — D, DC, D4; Late 81 to * — D, D4
	25	36429—59A	SPRING CUP, rear flange	63 to * — D, DF, DC, D4
	26	36430—62	SPRING, outer	63 to * — D, DF, DC, D4
	28	36431—72	SPRING, inner	Late 72 to * — D, DC, D4

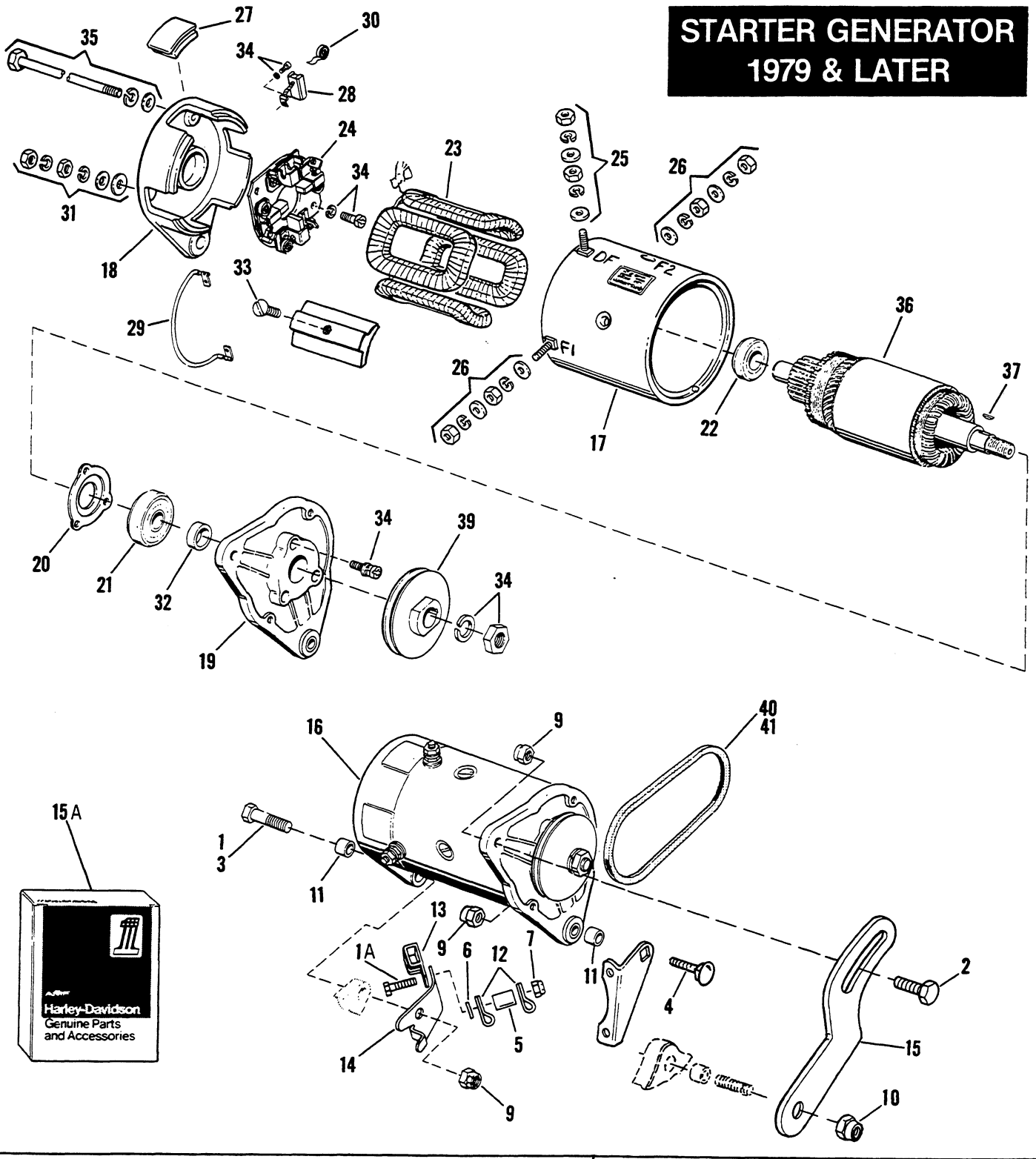
**NOTE:** Asterisk (\*) indicates part is used for latest model year shown on cover.



**CIRCUIT BREAKER AND FAN HOUSING**  
**1967 AND LATER — D**  
**1969 AND LATER — DC, D4**

RETAIL PRICE	INDEX NO.	PART NO.	N A M E	USED ON
	2	1198	SCREW, No. 10-24 x 1/2 Pozidriv hd. (8)	67 to * — D; 69 to * — DC, D4
	3	1302	SCREW, No. 10-24 x 5/8 Pozidriv fil. hd. (4)	67 to 79 — D; 69 to 79 — DC, D4
	4	2640W	SCREW, No. 10-24 x 3/8 slotted hex. hd. (3)	67 to * — D; 69 to * — DC, D4
	5	2661W	SCREW, No. 10-24 x 1/2 self-tap	79 to * — D, D4
	6	2664	SCREW, No. 10-24 x 7/16 Pozidriv	80 to * — D, D4
	7	3775	BOLT, 3/8-16 x 2 hex. hd.	67 to * — D; 69 to * — DC, D4
	9	6106	FIBER WASHER, No. 8 x 1/2 x 1/16	67 to 70 — D; 69 & 70 — DC
	10	6173B	WASHER, 13/32 x 1-7/8 x 1/16 (2)	67 to * — D; 69 to * — DC, D4
	11	6189W	WASHER, 11/64 x 13/32 x 1/32	67 to 70 — D; 69 & 70 — DC
	12	7015	LOCKWASHER, No. 8	67 to 70 — D; 69 & 70 — DC
	13	7038	LOCKWASHER, 3/8	67 to 78 — D; 69 to 78 — DC, D4
	14	7069	LOCKWASHER, No. 10 (3)	67 to * — D; 69 to * — DC, D4
	15	7115	LOCKWASHER, No. 8 internal tooth	69 to * — D, DC, D4
	16	7130W	LOCKWASHER, No. 12	79 to * — D, D4
	17	7220	LOCKWASHER, No. 10 external tooth (4)	67 to * — D; 69 to * — DC, D4
	18	7608	NUT, No. 8-32 x 1/8 x 5/16 hex.	67 to 70 — D; 69 & 70 — DC
	19	7624	LOCKNUT, No. 10-24 x 1/4 x 3/8 hex. (8)	67 to * — D; 69 to * — DC, D4
	20	7778	LOCKNUT, 3/8-16 x 7/16 x 9/16 hex.	67 to * — D; 69 to * — DC, D4
	21	12027	OIL SEAL	Late 69 to * — D, DC, D4 (Above Serial No. 69D-7682)
	22	16228-67	ENGINE MOUNT (2)	67 to * — D; 69 to * — DC, D4
	23	20004-67A	FAN HOUSING	67 to * — D; 69 to * — DC, D4
	24	20014-67	STUD, fan housing (for muffler) (4)	67 to * — D; 69 to * — DC, D4
	25	24804-67	STUD, 3/8-16 x 2-7/16 lg.	67 to * — D; 69 to * — DC, D4
	26	30491-71	CABLE ASSEMBLY, circuit breaker	71 to * — D, DC, D4
	28	30505-47	PIVOT PIN	67 to 70 — D; 69 & 70 — DC
	30	30506-71	BREAKER PLATE, with points and condenser	71 to * — D, DC, D4
	31	30507-47A	ECCENTRIC SCREW, point adjuster	67 to 70 — D; 69 & 70 — DC
	32	30508-71	BREAKER PLATE, only	71 to * — D, DC, D4
	33	30578-69	CAM	Late 69 to * — D, DC, D4 (Above Serial No. 69D-7682)
	34	30605-48A	BREAKER POINT SET	67 to 70 — D; 69 & 70 — DC
	35	32585-67	INSPECTION COVER	67 to * — D; 69 to * — DC, D4
	36	32591-67C	GASKET, inspection cover	67 to * — D; 69 to * — DC, D4
	37	32661-70	BREAKER POINT SET	71 to * — D, DC, D4
	38	32669-47	LOCK SCREW, breaker points (1) and condenser mounting (1)	67 to * — D, DC, D4
	39	32670-70	ADAPTER, terminal — breaker points	71 to * — D, DC, D4
	40	32676-64	PIN, circuit breaker wire	67 to 70 — D; 69 & 70 — DC
	41	32678-49	INSULATOR, wire pin	67 to 70 — D; 69 & 70 — DC
	42	32726-30A	CONDENSER AND BRACKET	67 to * — D; 69 to * — DC, D4

# STARTER GENERATOR 1979 & LATER

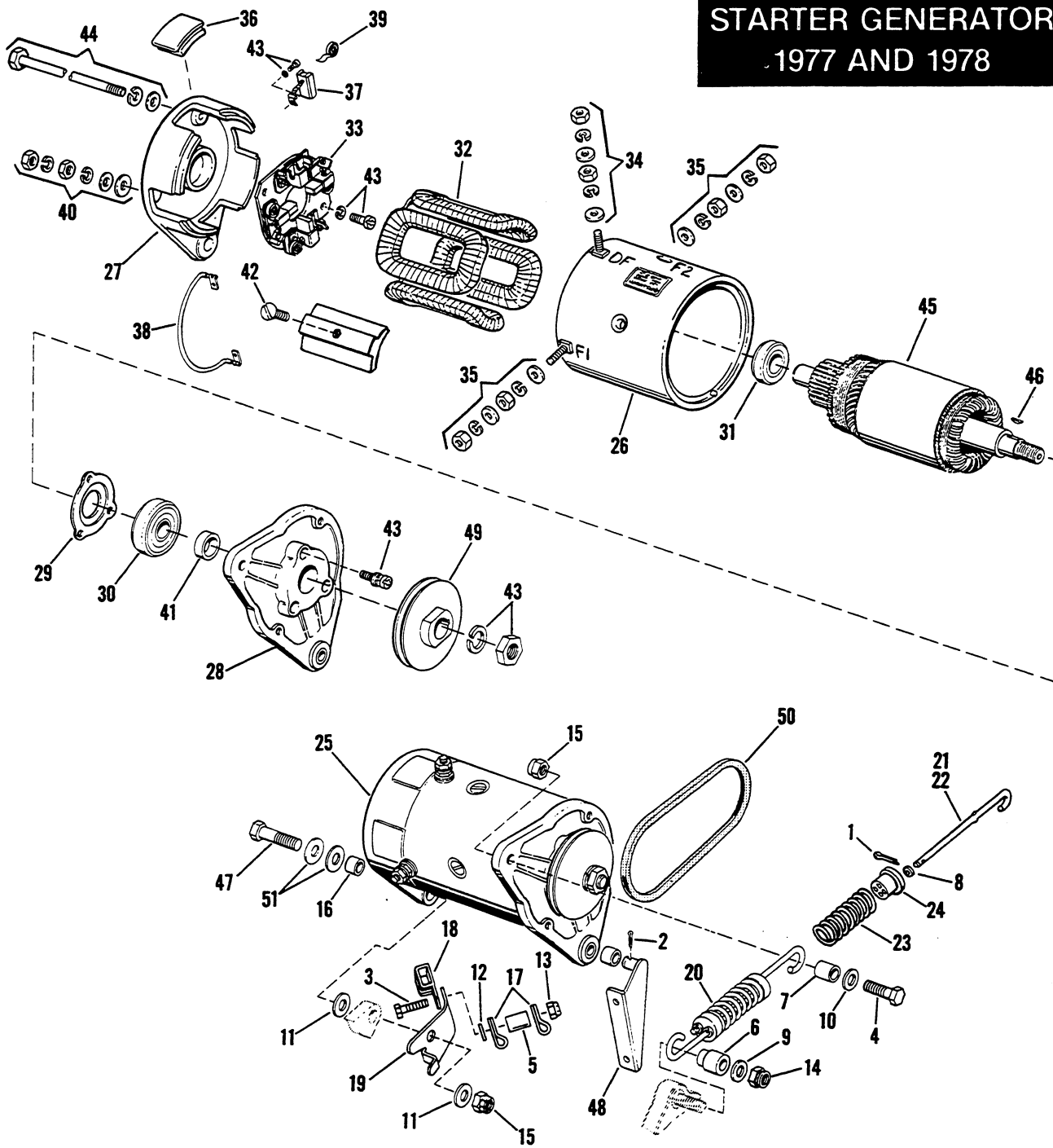




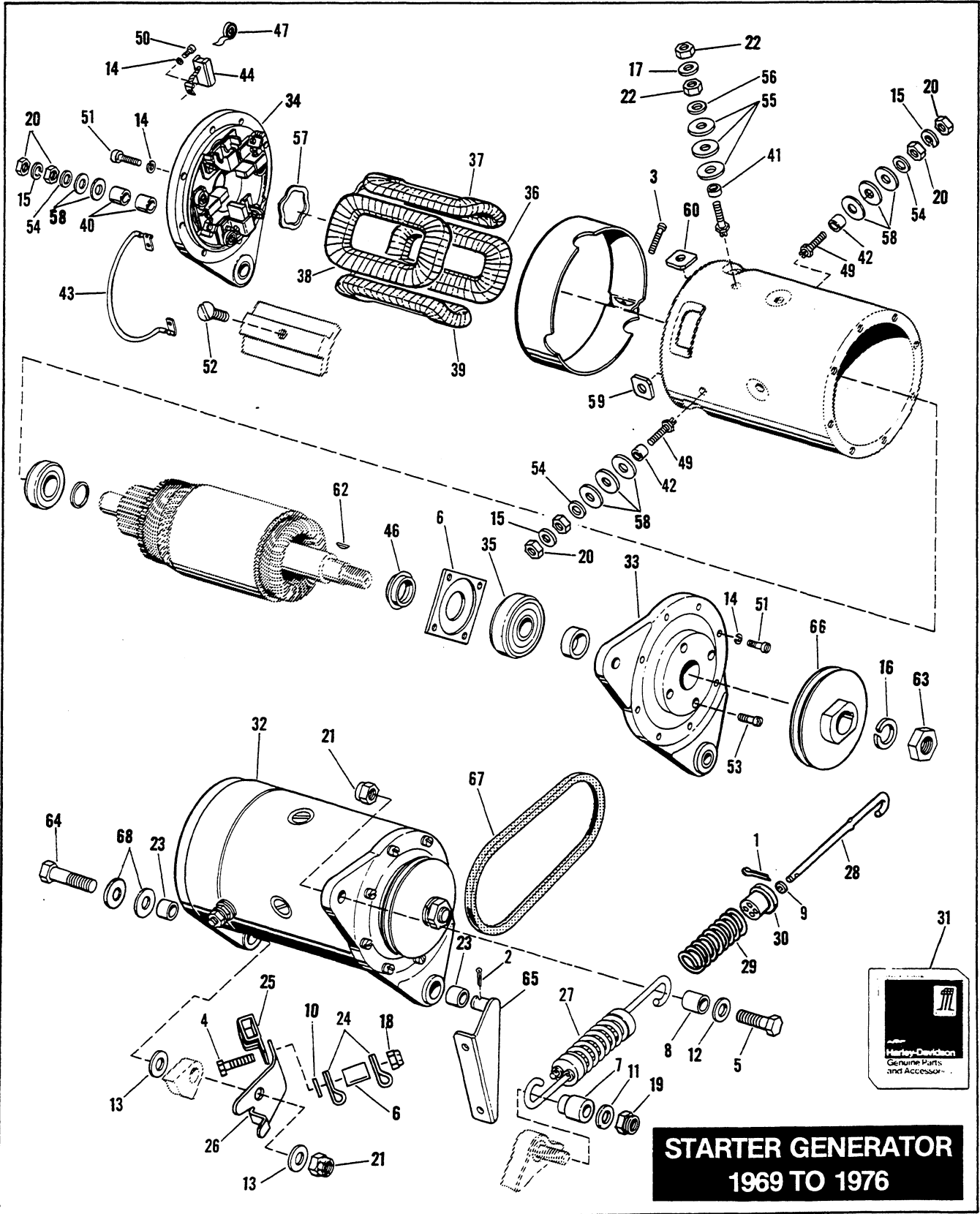
RETAIL PRICE	INDEX NO.	PART NO.	N A M E	USED ON
	1	3427	BOLT, 5/16-18 x 3-1/2 hex. hd. ....	81 to * — D, D4
	1A	3842	BOLT, 1/4-28 x 1-1/2 hex. hd. ....	79 & 80 — D, D4
	2	4734	BOLT, 5/16-18 x 1-1/2 hex. hd. ....	79 to * — D, D4
	3	4735	BOLT, 5/16-18 x 1-3/4 hex. hd. ....	79 & 80 — D, D4
	4	5445W	CARRIAGE BOLT, 5/16-18 x 1-1/4 .....	79 to * — D, D4
	5	5930W	SPACER .....	79 — D; 79 to * — D4
	6	6703	WASHER, 1/4 x 5/8 x 1/16 .....	79 to * — D, D4
	7	7682	LOCKNUT, 1/4-28 x 3/16 x 7/16 hex. ....	79 to * — D, D4
	9	8161	LOCKNUT, 5/16-18 x 7/16 x 1/2 (3) .....	79 to * — D, D4
	10	8162	LOCKNUT, 1/4-28 x 25/64 x 7/16 .....	79 to * — D, D4
	11	8997	BUSHING (2) .....	79 to * — D, D4
	12	9958	CABLE CLAMP (2) .....	79 to * — D, D4
	13	10019	CABLE CLAMP .....	79 to * — D, D4
	14	29210—67A	BRACKET, cable clamps .....	79 & 80 — D, D4
	15	29941—79	STRAP, starter-generator .....	79 to * — D, D4
	15A	29949—69	STARTER GENERATOR MOUNTING KIT .....	69 to 78 — D, D4
			Includes:	
		4734	BOLT	8162 LOCKNUT .50*
		4735	BOLT	8997 BUSHING (2) .44*
		5445W	CARRIAGE BOLT	29941—79 STRAP 2.90
		5701	BUSHING	31476—79 BRACKET 1.71
		8161	LOCKNUT (2)	
	16	30083—69A	STARTER-GENERATOR (Hitachi) .....	79 to Early 80 — D, D4
		30083—69C	STARTER-GENERATOR (Hitachi) .....	Late 80 to * — D, D4
	17	30098—77	FRAME WITH FIELD COILS .....	79 to * — D, D4
	18	30110—77	COVER, commutator end (Includes A1 & A2 terminal kits)	79 to * — D, D4
	19	30111—77	COVER, drive end .....	79 to * — D, D4
	20	30152—77	PLATE, drive end bearing .....	79 to * — D, D4
	21	30153—77	BALL BEARING, drive end .....	79 to * — D, D4
	22	30154—77	BALL BEARING, commutator end .....	79 to * — D, D4
	23	30210—77	FIELD COIL ASSEMBLY, with terminal bolts .....	79 to * — D, D4
	24	30351—77	BRUSH HOLDER, with brushes, springs and wires .....	79 to * — D, D4
	25	30394—77	HARDWARE KIT, DF terminal .....	79 to * — D, D4
	26	30395—77	HARDWARE KIT, F1 & F2 terminals .....	79 to * — D, D4
	27	30442—77	BRUSH INSPECTION COVER (4) .....	79 to * — D, D4
	28	30443—77	BRUSH (4) .....	79 to * — D, D4
	29	30444—77	WIRE, brush connecting (2) .....	79 to * — D, D4
	30	30445—77	BRUSH SPRING (4) .....	79 to * — D, D4
	31	30446—77	HARDWARE KIT, A1 & A2 terminals .....	79 to * — D, D4
	32	30447—77	SPACER, drive end .....	79 to * — D, D4
	33	30448—77	SCREW, pole shoe (4) .....	79 to * — D, D4
	34	30449—77	HARDWARE KIT, includes hardware for pulley, .....	79 to * — D, D4
			brush holder and bearing plate	
	35	30461—77	THRU-BOLT, with washers & lockwashers (2) .....	79 to * — D, D4
	36	30860—77	ARMATURE, with bearings, spacer and bearing plate .....	79 to * — D, D4
	37	30877—77	WOODRUFF KEY, pulley .....	79 to * — D, D4
	38	31476—79	BRACKET .....	79 to * — D, D4
	39	31551—72	PULLEY, 3.650 dia. (use with 36389—72G v-belt) .....	79 — D, D4
		31551—72B	PULLEY, 3.20 dia. (use with 36389—80G v-belt) .....	80 to * — D, D4
	40	36389—72G	V-BELT (GATES) (use with 3.65 dia. pulley) .....	79 — D, D4
	41	36389—80G	V-BELT (GATES) (use with 3.20 dia. pulley) .....	80 to * — D, D4

NOTE: Asterisk (\*) indicates part is used for latest model year shown on cover.

# STARTER GENERATOR 1977 AND 1978



RETAIL PRICE	INDEX NO.	PART NO.	N A M E	USED ON
	1	515	COTTER PIN, 1/16 dia. x 3/4 lg. (2)	77 & 78 — D, D4
	2	534	COTTER PIN, 3/32 dia. x 1 lg.	77 & 78 — D, D4
	3	3842	BOLT, 1/4-28 x 1-1/2 hex. hd.	77 & 78 — D, D4
	4	4036	BOLT, 5/16 x 1-1/2 hex. hd.	77 & 78 — D, D4
	5	5930W	SPACER	77 & 78 — D, D4
	6	5962B	BUSHING	77 & 78 — D, D4
	7	5965B	BUSHING	77 & 78 — D, D4
	8	6218W	WASHER, 1/4 x 7/16 x 1/32 (2)	77 & 78 — D, D4
	9	6253W	WASHER, 1/4 x 3/4 x 1/16	77 & 78 — D, D4
	10	6333	WASHER, 5/16 x 7/8 x 5/64	77 & 78 — D, D4
	11	6702	WASHER, 5/16 x 11/16 x 1/16 (2)	77 & 78 — D, D4
	12	6703	WASHER, 1/4 x 5/8 x 1/16	77 & 78 — D, D4
	13	7682	LOCKNUT, 1/4-28 x 3/16 x 7/16 hex.	77 & 78 — D, D4
	14	7683	LOCKNUT, 1/4-28 x 5/16 x 7/16 hex.	77 & 78 — D, D4
	15	7725	LOCKNUT, 5/16-24 x 11/32 x 1/2 hex.	77 & 78 — D, D4
	16	9035	BUSHING (2)	77 & 78 — D, D4
	17	9958	CABLE CLAMP (2)	77 & 78 — D, D4
	18	10019	CABLE CLAMP	77 & 78 — D, D4
	19	29210—67A	BRACKET, cable clamps	77 & 78 — D, D4
	20	29941—69A	TENSIONER ASSEMBLY, V-belt	77 & 78 — D, D4
	21	29943—74	ROD, belt tensioner — 5"	77 & 78 — D, D4
	22	29944—74	ROD, belt tensioner — 4"	77 & 78 — D, D4
	23	29947—74	SPRING, belt tensioner	77 & 78 — D, D4
	24	29948—68	GUIDE, tensioner spring (2)	77 & 78 — D, D4
	25	30083—69A	STARTER-GENERATOR (Hitachi)	77 & 78 — D, D4
			NOTE: The 3.65 dia. pulley (31551—72) and corresponding v-belt (36389—72G) must be used with this starter-generator.)	
	26	30098—77	FRAME WITH FIELD COILS	77 & 78 — D, D4
	27	30110—77	COVER, commutator end (Includes A1 & A2 terminal kits)	77 & 78 — D, D4
	28	30111—77	COVER, drive end	77 & 78 — D, D4
	29	30152—77	PLATE, drive end bearing	77 & 78 — D, D4
	30	30153—77	BALL BEARING, drive end	77 & 78 — D, D4
	31	30154—77	BALL BEARING, commutator end	77 & 78 — D, D4
	32	30210—77	FIELD COIL ASSEMBLY, with terminal bolts	77 & 78 — D, D4
	33	30351—77	BRUSH HOLDER, with brushes, springs and wires	77 & 78 — D, D4
	34	30394—77	HARDWARE KIT, DF terminal	77 & 78 — D, D4
	35	30395—77	HARDWARE KIT, F1 & F2 terminals	77 & 78 — D, D4
	36	30442—77	BRUSH INSPECTION COVER (4)	77 & 78 — D, D4
	37	30443—77	BRUSH (4)	77 & 78 — D, D4
	38	30444—77	WIRE, brush connecting (2)	77 & 78 — D, D4
	39	30445—77	BRUSH SPRING (4)	77 & 78 — D, D4
	40	30446—77	HARDWARE KIT, A1 & A2 terminals	77 & 78 — D, D4
	41	30447—77	SPACER, drive end	77 & 78 — D, D4
	42	30448—77	SCREW, pole shoe (4)	77 & 78 — D, D4
	43	30449—77	HARDWARE KIT, includes hardware for pulley, brush holder and bearing plate	77 & 78 — D, D4
	44	30461—77	THRU-BOLT, with washer & lockwashers (2)	77 & 78 — D, D4
	45	30860—77	ARMATURE, with bearings, spacer and bearing plate	77 & 78 — D, D4
	46	30877—77	WOODRUFF KEY, pulley	77 & 78 — D, D4
	47	31430—68	BOLT	77 & 78 — D, D4
	48	31474—71	BRACKET	77 & 78 — D, D4
	49	31551—72	PULLEY (use 36389—72G v-belt with this pulley)	77 & 78 — D, D4
	50	36389—72G	V-BELT (GATES)	77 & 78 — D, D4
	51	37084—41	SPRING WASHER (2)	77 & 78 — D, D4

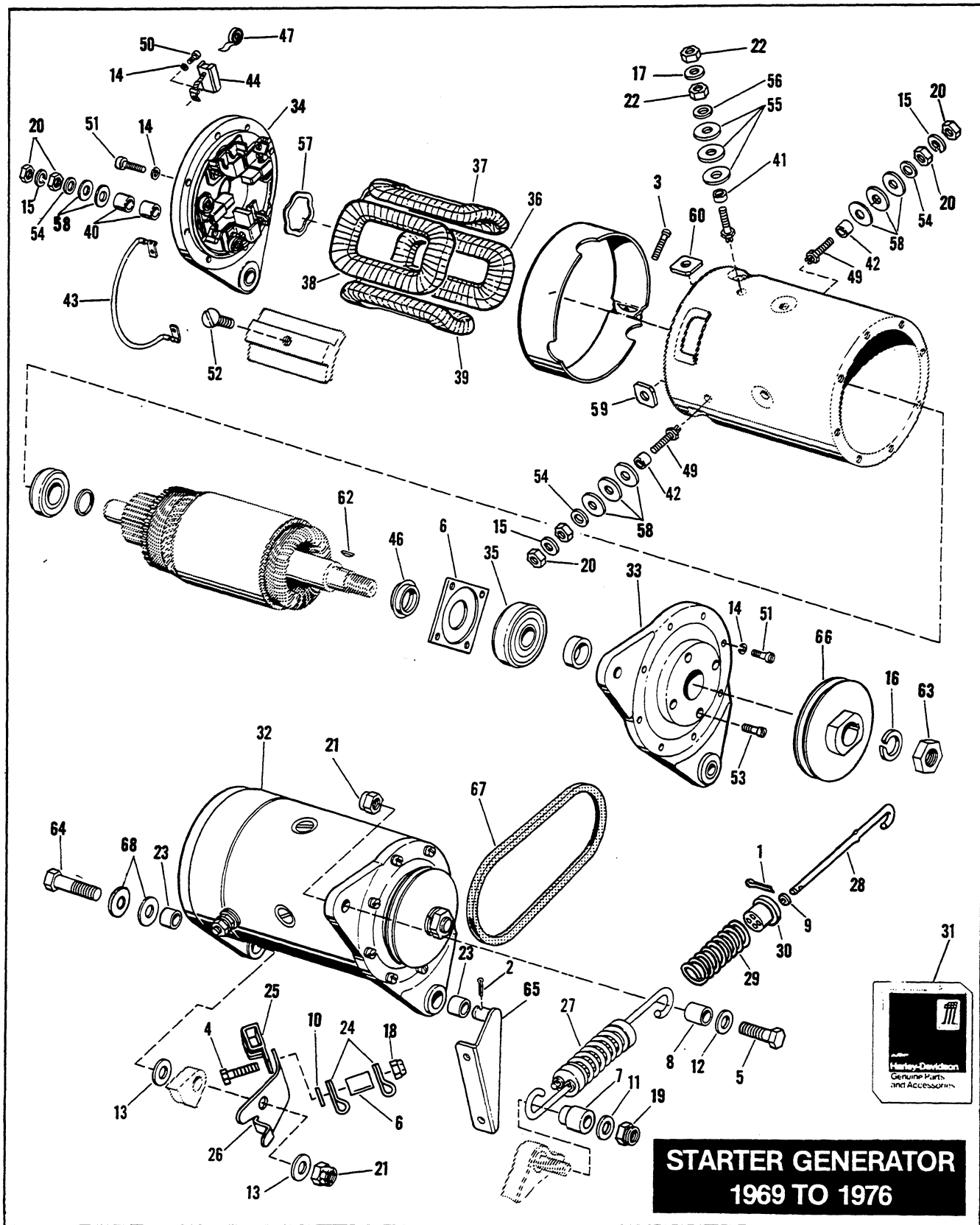


**STARTER GENERATOR  
1969 TO 1976**



**STARTER-GENERATOR — 1969 TO 1976**  
**D (ABOVE SERIAL NO. 69 D-1911)**  
**DC (ABOVE SERIAL NO. 69 DC-1037)**

RETAIL PRICE	INDEX NO.	PART NO.	N A M E	USED ON
	1	515	COTTER PIN, 1/16 x 3/4 (2)	Late 69 to 76 — D, DC, D4
	2	534	COTTER PIN, 3/32 x 1	Late 72 to 76 — D, DC, D4
	3	2767P	SCREW, 4 mm. x 22	Late 69 to 76 — D, DC, D4
	4	3842	BOLT, 1/4-28 x 1-1/2 hex. hd.	Late 69 to 76 — D, DC, D4
	5	4036	BOLT, 5/16-24 x 1-1/2 hex. hd.	Late 69 to 76 — D, DC, D4
	6	5930W	SPACER	Late 69 to 76 — D, DC, D4
	7	5962B	BUSHING	Late 69 to 76 — D, DC, D4
	8	5965B	BUSHING	Late 69 to 76 — D, DC, D4
	9	6218W	WASHER, 1/4 x 7/16 x 1/32 (2)	Late 69 to 76 — D, DC, D4
	10	6240B	WASHER, 1/4 x 9/16 x 1/16	Late 69 to 76 — D, DC, D4
	11	6253W	WASHER, 1/4 x 3/4 x 1/16	Late 69 to 76 — D, DC, D4
	12	6333	WASHER, 5/16 x 7/8 x 5/64	Late 69 to 76 — D, DC, D4
	13	6702	WASHER, 5/16 x 11/16 x 1/16	Late 69 to 76 — D, DC, D4
	14	7015	LOCKWASHER, No. 8 (20)	Late 69 to 76 — D, DC, D4
	15	7036	LOCKWASHER, F1, F2 & A1, A2 terminals, 1/4 (4)	Late 69 to 76 — D, DC, D4
	16	7065	LOCKWASHER, 9/16	Late 69 to 76 — D, DC, D4
	17	7069	LOCKWASHER, DF terminal, No. 10	Late 69 to 76 — D, DC, D4
	18	7682	LOCKNUT, 1/4-28 x 3/16 x 7/16 hex.	Late 69 to 76 — D, DC, D4
	19	7683	NUT, 1/4-28 x 5/16 x 7/16 hex.	Late 69 to 76 — D, DC, D4
	20	7693P	NUT, 6 mm. x 5 x 10 hex. (8)	Late 69 to 76 — D, DC, D4
	21	7725	NUT, 5/16-24 x 11/32 x 1/2 hex. (2)	Late 69 to 76 — D, DC, D4
	22	7841P	NUT, 5 mm. x 4 x 8 hex. (2)	Late 69 to 76 — D, DC, D4
	23	9035	BUSHING, mounting, starter generator (2)	Late 69 to 76 — D, DC, D4
	24	9958	CABLE CLAMP (2)	Late 69 to 76 — D, DC, D4
	25	10019	CABLE CLAMP	Late 69 to 76 — D, DC, D4
	26	29210—67A	BRACKET, cable clamps	Late 69 to 76 — D, DC, D4
	27	29941—69A	TENSIONER ASSEMBLY, V-belt	74 to 76 — D, D4
	28	29943—74	ROD, belt tensioner — 5"	74 to 76 — D, D4
		29944—74	ROD, belt tensioner — 4"	74 to 76 — D, D4
	29	29947—74	SPRING, belt tensioner	74 to 76 — D, D4
	30	29948—68	GUIDE (nylon) (2)	Late 69 to 76 — D, DC, D4
	31	29949—69	BELT ADJUSTMENT BRACKET KIT	69 to 76 — D, DC, D4
			Includes:	
		4734	BOLT	8162 LOCKNUT .50*
		4735	BOLT	8997 BUSHING .44*
		5445W	CARRIAGE BOLT	29941—79 STRAP 2.90
		5701	BUSHING	31476—79 BRACKET 1.71
		8161	LOCKNUT (3)	
	32	30083—69A	STARTER-GENERATOR (HITACHI), complete (less pivot bushings)	Late 69 to 76 — D, DC, D4
	33	30124—69	COVER, drive end	Late 69 to 76 — D, DC, D4
	34	30134—69	COVER ASSEMBLY, commutator end	Late 69 to 76 — D, DC, D4
	35	30151—69	BALL BEARING, drive end	Late 69 to 76 — D, DC, D4
	36	30201—69	FIELD COIL #1	Late 69 to 76 — D, DC, D4
	37	30202—69	FIELD COIL #2	Late 69 to 76 — D, DC, D4
	38	30203—69	FIELD COIL #3	Late 69 to 76 — D, DC, D4
	39	30204—69	FIELD COIL #4, with terminal screw	Late 69 to 76 — D, DC, D4
	40	30216—69	INSULATING BUSHING, terminal F1 & F2 (2)	Late 69 to 76 — D, DC, D4
	41	30217—69	INSULATING BUSHING, terminal DF	Late 69 to 76 — D, DC, D4
	42	30218—69	INSULATING BUSHING, terminal A1 & A2 (4)	Late 69 to 76 — D, DC, D4
	43	30403—69	CABLE, brush connecting (2)	Late 69 to 76 — D, DC, D4
	44	30422—69	SET OF BRUSHES	Late 69 to 76 — D, DC, D4
	46	30441—69	SPLASH RING, drive end	Late 69 to 76 — D, DC, D4
	47	30453—69	BRUSH SPRING (4)	Late 69 to 76 — D, DC, D4
	49	30456—69	TERMINAL STUD, F1 & F2 (2)	Late 69 to 76 — D, DC, D4



**STARTER GENERATOR  
1969 TO 1976**

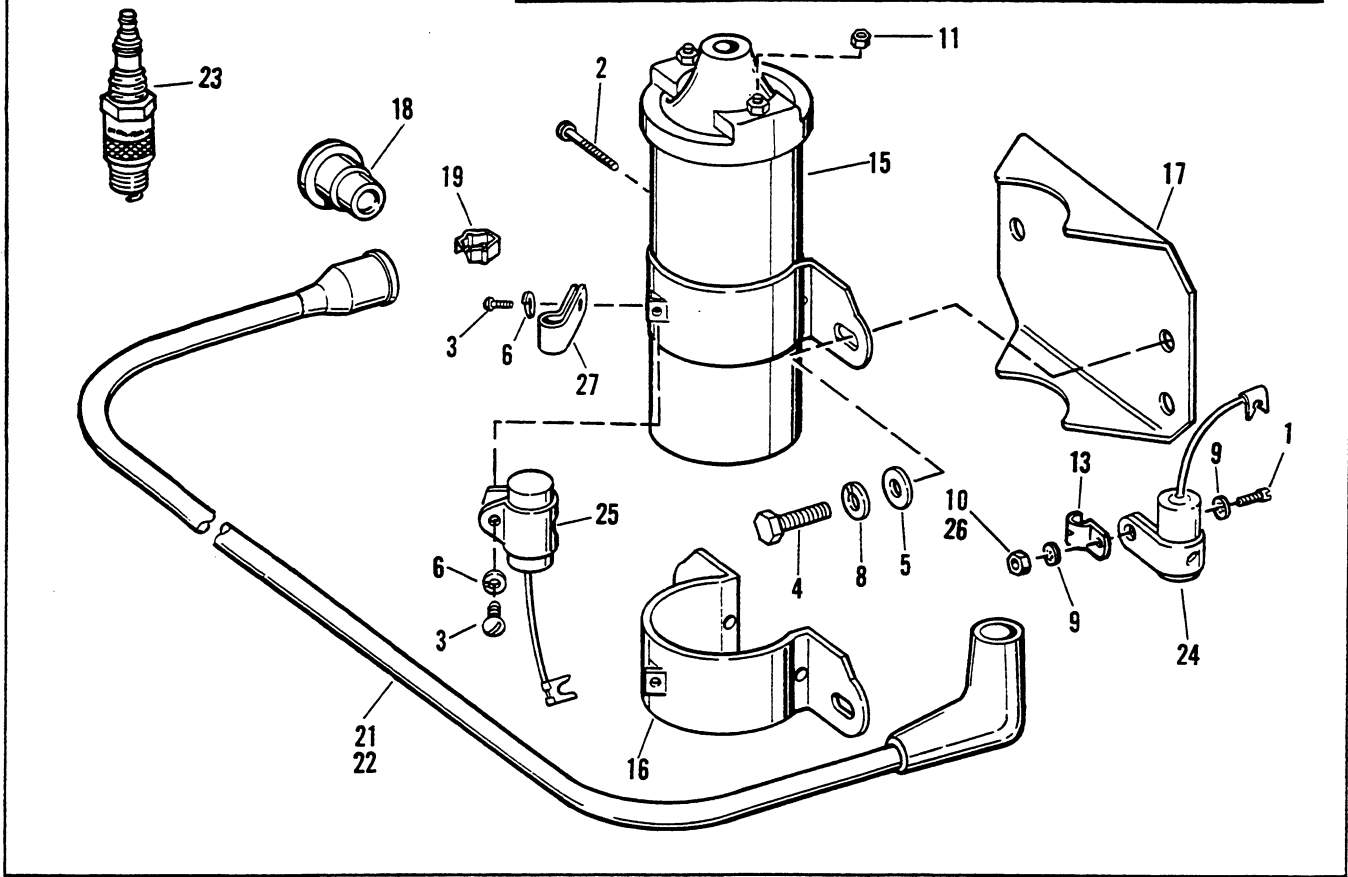


**STARTER-GENERATOR — 1969 TO 1976**  
**D (ABOVE SERIAL NO. 69 D—1911)**  
**DC (ABOVE SERIAL NO. 69 DC—1037) (CONT'D)**

**G11-2**

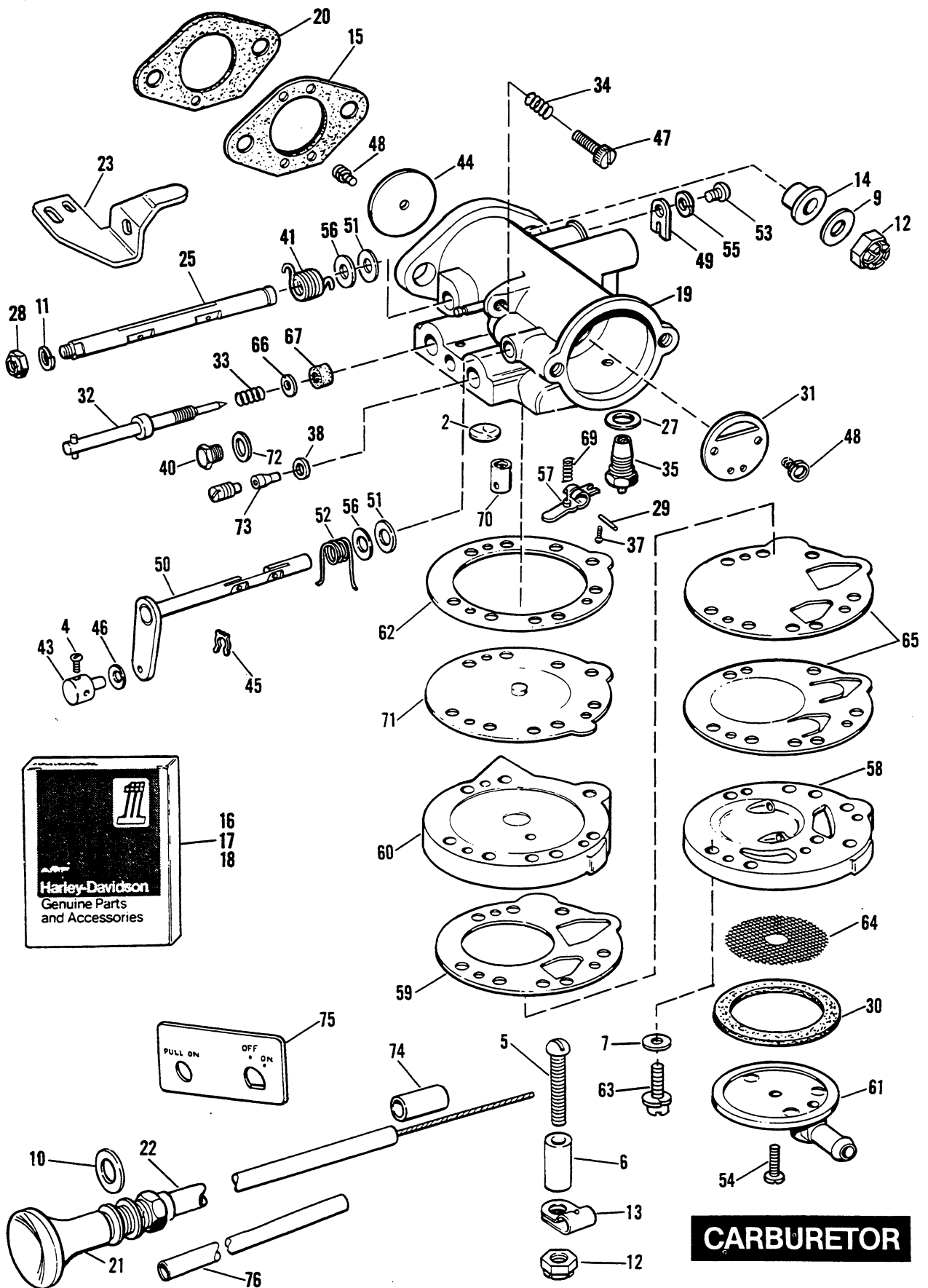
RETAIL PRICE	INDEX NO.	PART NO.	N A M E	USED ON
	50	30457—69	SCREW, brush holder (4) . . . . .	Late 69 to 76 — D, DC, D4
	51	30458—69	SCREW, end covers (16) . . . . .	Late 69 to 76 — D, DC, D4
	52	30459—69	SCREW, pole shoe (4) . . . . .	Late 69 to 76 — D, DC, D4
	53	30460—69	SCREW, drive end cover (4) . . . . .	Late 69 to 76 — D, DC, D4
	54	30466—69	CURVED WASHER, terminals F1, F2 & A1, A2 (4) . . . . .	Late 69 to 76 — D, DC, D4
	55	30467—69	INSULATING WASHER, terminal DF (3) . . . . .	Late 69 to 76 — D, DC, D4
	56	30468—69	CURVED WASHER, terminal DF . . . . .	Late 69 to 76 — D, DC, D4
	57	30469—69	SPRING WASHER, commutator end . . . . .	Late 69 to 76 — D, DC, D4
	58	30482—69	INSULATING WASHER, terminals F1, F2 & A1, A2 (10) . . . . .	Late 69 to 76 — D, DC, D4
	59	30484—69	INSULATING PLATE, terminal F1 & F2 (2) . . . . .	Late 69 to 76 — D, DC, D4
	60	30485—69	INSULATING PLATE, terminal DF . . . . .	Late 69 to 76 — D, DC, D4
	61	30486—69	COVER DISC, drive end . . . . .	Late 69 to 76 — D, DC, D4
	62	30876—69	WOODRUFF KEY . . . . .	Late 69 to 76 — D, DC, D4
	63	30901—69	NUT, shaft . . . . .	Late 69 to 76 — D, DC, D4
	64	31430—68	BOLT . . . . .	Late 69 to 76 — D, DC, D4
	65	31474—68A	MOUNTING BRACKET . . . . .	Late 69 & 70 — D, DC
		31474—71	MOUNTING BRACKET . . . . .	71 to 76 — D, DC, D4
	66	31551—69	PULLEY . . . . .	Late 69 to 71 — D, DC
		31551—72B	PULLEY . . . . .	72 to 76 — D, DC, D4
	67	36389—69G	V-BELT (GATES) . . . . .	Late 69 to 71 — D, DC
		36389—72G	V-BELT (GATES) . . . . .	72 to 76 — D, DC, D4
	68	37084—41	SPRING WASHER, generator-starter mounting . . . . .	Late 69 to 76 — D, DC, D4

# SPARK COIL, CABLE AND CONDENSER



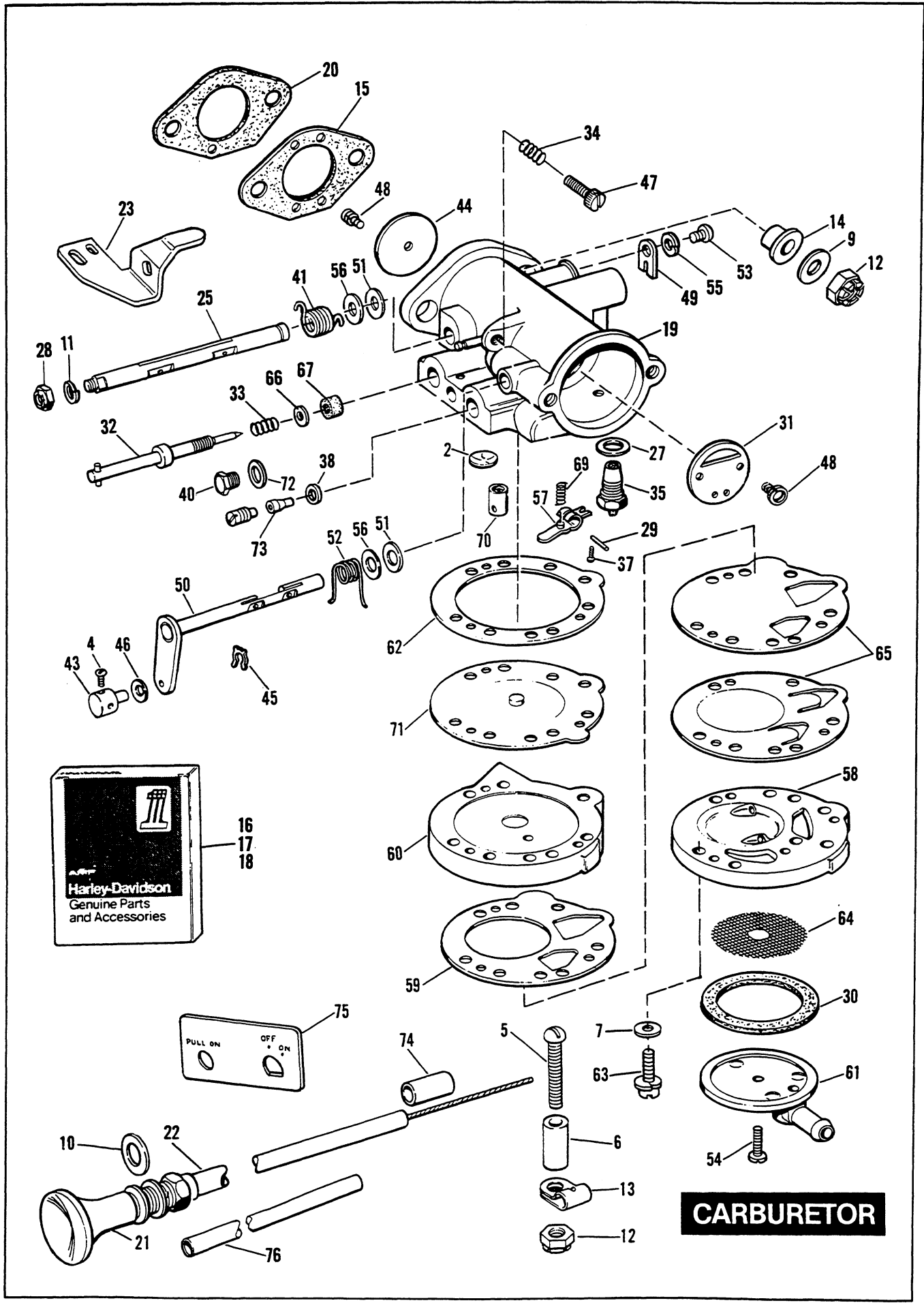


RETAIL PRICE	INDEX NO.	PART NO.	N A M E	USED ON
	1	997W	SCREW, No. 6-32 x 3/8 fil. hd. (2)	63 to 66 — D, DF, DC; 67 & 68 — DC
	2	1240W	SCREW, No. 10-32 x 1-1/2 rd. hd.	63 to 78 — D, DF, DC, D4
	3	2630W	SCREW, No. 8-32 x 5/16 self-tapping rd. hd.	67 & 68 — D
	4	3956	BOLT, 5/16-24 x 9/16 hex. hd. (2)	63 to 66 — D, DF, DC; 67 & 68 — DC
		3991	BOLT, 5/16-18 x 7/8 hex. hd. (2)	67 to * — D; 69 to * — DC, D4
	5	6702	WASHER, 5/16 x 11/16 x 1/16 (4)	67 to * — D, DC, D4
	6	7015	LOCKWASHER, No. 8 (2)	67 & 68 — D
	8	7041	LOCKWASHER, 5/16 (2)	63 to * — D, DF, DC, D4
	9	7112	LOCKWASHER, No. 6 internal tooth (4)	63 to 66 — D, DF, DC; 67 & 68 — DC
	10	7590	NUT, No. 6-32 x 7/64 x 5/16 hex. (2)	63 & 64 — D, DF, DC
	11	7634	NUT, No. 10-32 x 1/8 x 5/16 (brass) (2)	63 to * — D, DF, DC, D4
	13	9982	WIRE CLAMP	63 to 66 — D, DF, DC; 67 & 68 — DC
	15	31601—63A	SPARK COIL	63 to * — D, DF, DC, D4
	16	31610—53	BRACKET, spark coil	63 to * — D, DF, DC, D4
	17	31610—68	BRACKET, spark coil support	Late 68 to 80 — D; 69 to * — DC, D4
	18	31612—47	RUBBER CAP, spark plug cable	63 to 75 — D, DF, DC, D4
	19	31620—47	TERMINAL, spark plug cable	63 to * — D, DF, DC, D4
	21	31981—65B	SPARK PLUG CABLE, 16 in.	76 to * — D, D4
	22	31990—65B	SPARK PLUG CABLE, 30-1/2"	63 to 75 — D, DF, DC, D4
	23	32301—47A	SPARK PLUG, No. 4	63 to * — D, DF, DC, D4
		32303—47A	SPARK PLUG, No. 3	63 to * — D, D4; 69 — DC
		32309—69	SPARK PLUG, No. 5-6	71 to * — DC; Late 71 to * — D, D4
		32312—77	SPARK PLUG No. 5R6 (Resistor) (Canadian use)	Late 78 to * — D, D4 (Above 3B—13000—H1)
	24	32724—63A	CONDENSER	63 to 66 — D, DF, DC; 67 & 68 — DC
	25	32726—30A	CONDENSER AND BRACKET	67 & 68 — D
	26	60031—61	LOCKNUT, No. 6-32 (2)	65 & 66 — D, DF, DC; 67 & 68 — DC
	27	71795—63A	CLAMP, spark plug cable	67 to 78 — D, DC, D4



RETAIL PRICE	INDEX NO.	PART NO.	N A M E	USED ON
	2	652	WELCH PLUG . . . . .	63 to * — D, DF, DC, D4
	4	2589	SCREW, No. 6-32 x 1/4 fil. hd. . . . .	63 to * — D, DF, DC, D4
	5	2794	SCREW, 1/4-28 x 1-3/4 Pozidriv hd. . . . .	67 to * — D, D4
	6	5916B	SPACER, choke cable clamp . . . . .	67 to * — D, D4
	7	6075W	WASHER, 5/32 x 5/16 x 1/32 (6) . . . . .	63 to * — D, DF, DC, D4
	9	6242W	WASHER, 1/4 x 9/16 x 1/32 (2) . . . . .	63 to * — D, DF, DC, D4
	10	6701	WASHER, 3/8 x 13/16 x 1/16 . . . . .	63 to * — D, DF, DC, D4
	11	7069	LOCKWASHER, No. 10 . . . . .	Late 66 to * — D, DC, D4
	12	7682	LOCKNUT, 1/4-28 x 3/16 x 7/16 hex. (2) . . . . .	63 to * — D, DF, DC, D4
	13	9958	CLAMP, choke cable (under rt. floorboard) . . . . .	67 to * — D, D4
	14	27053—63	BUSHING, insulating (2) . . . . .	63 to * — D, DF, DC, D4
	15	27071—63	GASKET, carburetor mounting . . . . .	63 to * — D, DF, DC, D4
	16	27131—66	REPAIR PARTS KIT, carburetor (does not include needle and seat) . . . . .	Late 66 to * — D, DC, D4
	17	27133—66	GASKET SET, carburetor . . . . .	Late 66 to * — D, DC, D4
	18	27147—66	REPAIR PARTS KIT . . . . .	63 to Early 66 — D, DF, DC
	19	27158—67A	CARBURETOR, complete . . . . .	67 to * — D, D4; 69 to * — DC
	20	27227—63	INSULATOR, carburetor mounting (3) . . . . .	63 to * — D, DF, DC, D4
	21	27248—67B	CHOKE KNOB AND WIRE, only (will not fit plastic TSK choke cable) . . . . .	68 to 79 — DC, D4
	22	27258—67	CHOKE CONTROL CABLE ASSEMBLY (SHORT) . . . . .	67 to * — D
		27259—69	CHOKE CONTROL CABLE ASSEMBLY (LONG) . . . . .	69 to * — DC, D4
	23	27274—67A	THROTTLE SHAFT LEVER . . . . .	67 to * — D; 69 to * — DC, D4
	25	27276—66	THROTTLE SHAFT . . . . .	Late 66 to * — D, DC, D4
	27	27413—63	GASKET, inlet valve seat . . . . .	63 to * — D, DF, DC, D4
	28	27593—66	STOP NUT, throttle lever . . . . .	Late 66 to * — D, DC, D4
	29	27595—66	FULCRUM PIN, inlet valve lever . . . . .	Late 66 to * — D, DC, D4
	30	27601—63	GASKET, inlet cover . . . . .	63 to * — D, DF, DC, D4
	31	27674—66	CHOKE DISC . . . . .	Late 66 to * — D, DC, D4
	32	27688—63	SCREW, idle adjusting . . . . .	63 to 70 — D, DF, DC
		27688—71	SCREW, idle adjusting . . . . .	71 to * — D, DC, D4
	33	27689—55	SPRING, idle adjusting screw . . . . .	63 to * — D, DF, DC, D4
	34	27691—59	SPRING, throttle stop screw . . . . .	63 to * — D, DF, DC, D4
	35	27693—66	INLET VALVE NEEDLE, SEAT AND GASKET . . . . .	Late 66 to * — D, DC, D4
	37	27696—66	SCREW, inlet valve lever pin . . . . .	Late 66 to * — D, DC, D4
	38	27703—55	GASKET, main plug . . . . .	63 to * — D, DF, DC, D4
	40	27704—66	PLUG SCREW, main orifice . . . . .	Late 66 to * — D, DC, D4
	41	27705—66A	SPRING, throttle shaft return . . . . .	Late 66 to * — D, DC, D4
	43	27715—61	WIRE BLOCK, choke lever . . . . .	63 to * — D, DF, DC, D4
	44	27715—66	THROTTLE DISC . . . . .	Late 66 to * — D, DC, D4
	45	27716—55	RETAINER CLIP, choke wire block . . . . .	63 to * — D, DF, DC, D4
	46	27716—61	SPRING WASHER, choke wire block . . . . .	63 to * — D, DF, DC, D4
	47	27717—59	SCREW, throttle stop . . . . .	63 to * — D, DF, DC, D4
	48	27720—61	SCREW WITH LOCKWASHER, choke and throttle discs (4) . . . . .	63 to * — D, DF, DC, D4
	49	27726—61	CLIP, throttle shaft . . . . .	63 to * — D, DF, DC, D4
	50	27730—67	CHOKE SHAFT AND LEVER . . . . .	67 to * — D; 69 to * — DC, D4
	51	27731—61	SEAL WASHER, choke and throttle shaft (2) . . . . .	63 to * — D, DF, DC, D4
	52	27731—65	SPRING, choke shaft . . . . .	63 to * — D, DF, DC, D4
	53	27732—61	SCREW, throttle shaft clip . . . . .	63 to * — D, DF, DC, D4
	54	27732—63	SCREW, inlet cover . . . . .	63 to * — D, DF, DC, D4
	55	27733—61	LOCKWASHER, throttle shaft clip screw . . . . .	63 to * — D, DF, DC, D4
	56	27736—65	BRASS WASHER, choke and throttle shaft (2) . . . . .	63 to * — D, DF, DC, D4
	57	27740—66	LEVER, inlet valve . . . . .	Late 66 to * — D, DC, D4
	58	27760—63	BODY, fuel pump . . . . .	63 to * — D, DF, DC, D4

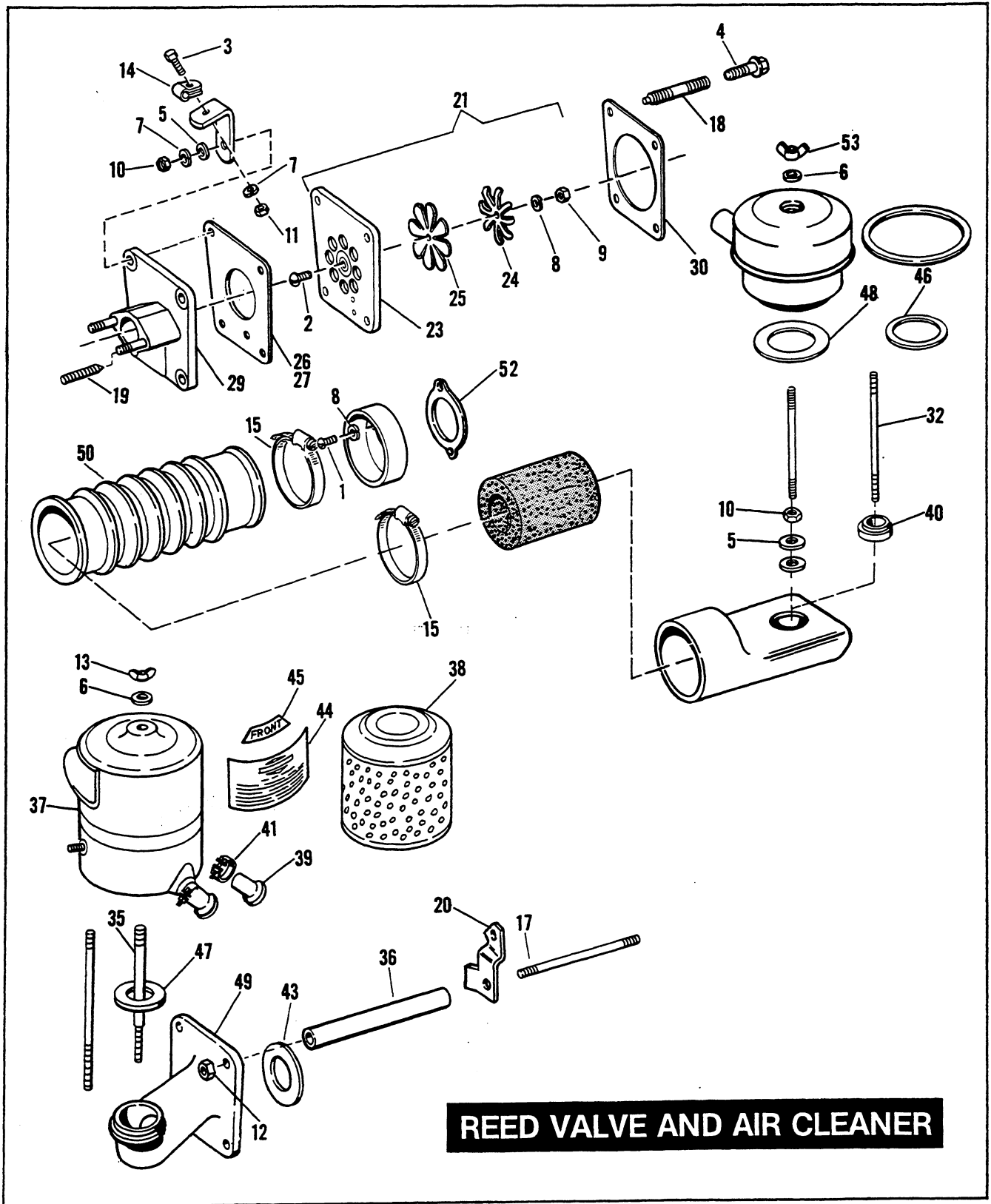
**NOTE:** Asterisk (\*) indicates part is used for latest model year shown on cover.



RETAIL PRICE	INDEX NO.	PART NO.	N A M E	USED ON
	59	27761-63	GASKET, fuel pump	63 to * - D, DF, DC, D4
	60	27804-63	COVER, diaphragm	63 to * - D, DF, DC, D4
	61	27805-63	COVER, inlet	63 to * - D, DF, DC, D4
	62	27806-63	GASKET, diaphragm cover	63 to * - D, DF, DC, D4
	63	27807-63	SCREW AND LOCKWASHER, pump body (6)	63 to * - D, DF, DC, D4
	64	27808-63	SCREEN, inlet	63 to * - D, DF, DC, D4
	65	27809-63A	DIAPHRAGM, fuel pump	63 to * - D, DF, DC, D4
	66	27810-63	WASHER, idle mixture screw	63 to * - D, DF, DC, D4
	67	27811-63	PACKING, idle mixture screw	63 to * - D, DF, DC, D4
	69	27813-63	SPRING, inlet valve lever	63 to * - D, DF, DC, D4
	70	27815-63	CHECK VALVE	63 to * - D, DF, DC, D4
	71	27816-63	DIAPHRAGM	63 to * - D, DF, DC, D4
	72	27818-66	GASKET, main orifice plug	Late 66 to * - D, DC, D4
	73	27819-63	MAIN FUEL JET (size .037)	63 to * - D, DF, DC, D4
		27820-63	MAIN FUEL JET (size .039)	63 to * - D, DF, DC, D4
		27821-63	MAIN FUEL JET (size .041)	63 to * - D, DF, DC, D4
		27822-63	MAIN FUEL JET (size .043)	63 to * - D, DF, DC, D4
	74	40527-64	PLASTIC DUST COVER, choke cable	63 to * - D, DF, DC, D4
	75	70951-79	IGNITION AND CHOKE PLATE	79 to * - D, D4

NOTE: Hoses are sold only in bulk lengths under Part Nos. 63500-68 & 63501-68.  
Cut correct lengths from these hoses.

	76	63500-68	HOSE, 3/8 I.D. x 5/8 O.D. fabric reinforced rubber, . . . . . 25 ft. lg.	63 to * - D, DF, DC, D4
		63501-68	HOSE, 1/4 I.D. x 1/2 O.D. fabric reinforced rubber, . . . . . 25 ft. lg.	63 to * - D, DF, DC, D4

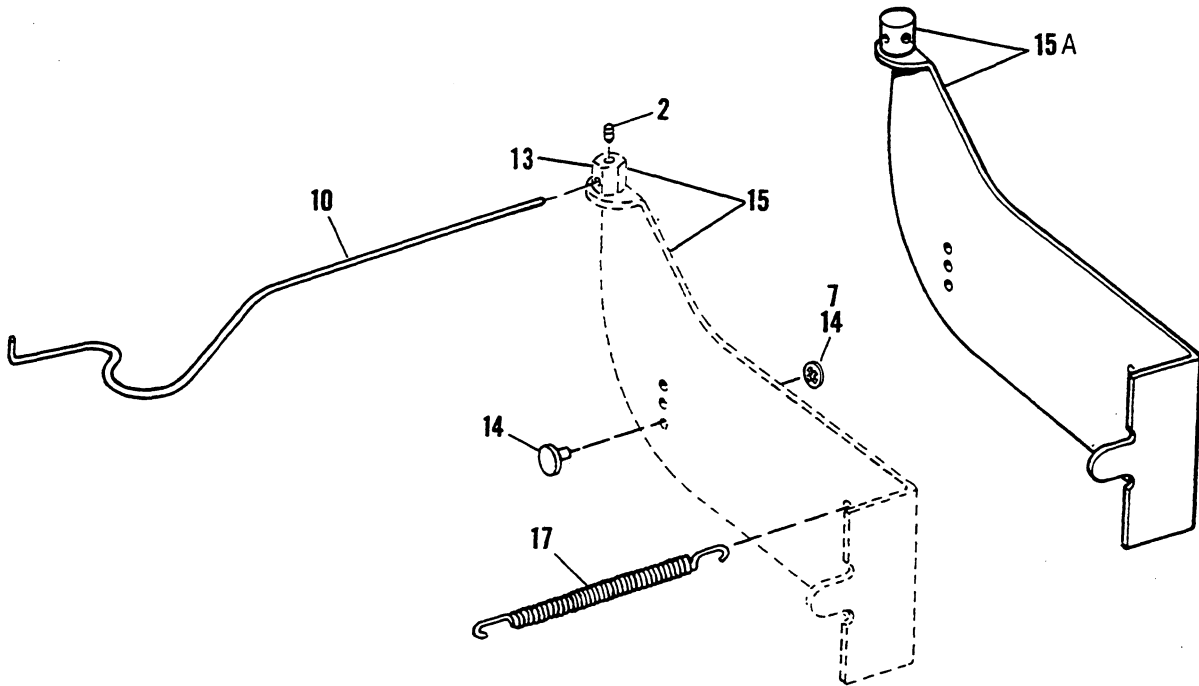
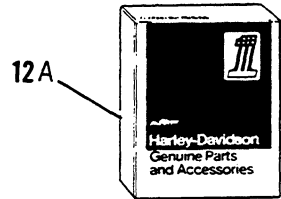
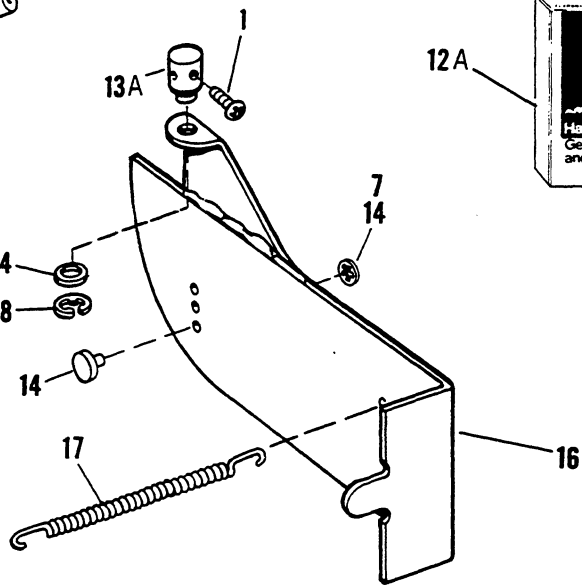
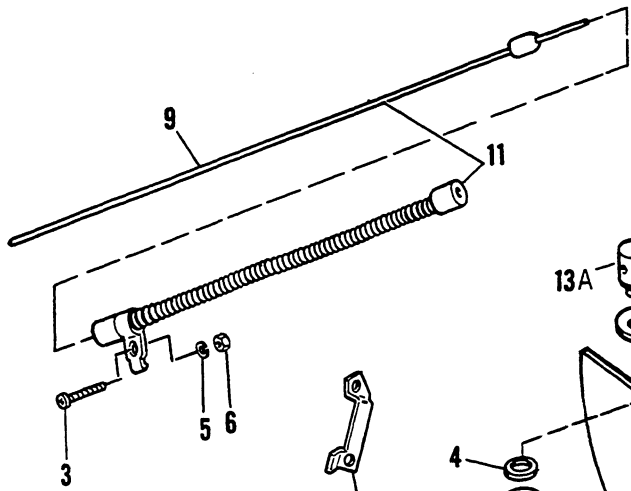


**REED VALVE AND AIR CLEANER**

RETAIL PRICE	INDEX NO.	PART NO.	N A M E	USED ON
	1	1183	SCREW, No. 10-32 x 5/16 rd. hd. (2)	63 to 70 — D, DF, DC
	2	2673	SCREW, No. 10-32 x 7/16 rd. hd. (brass)	63 to * — D, DF, DC, D4
	3	3767B	BOLT, 1/4-20 x 9/16 hex. hd.	63 to 66 — D, DF, DC; 67 & 68 — DC
	4	4734	BOLT, 5/16-18 x 1-1/4 hex. washer hd.	81 to * — D, D4
	5	6242W	WASHER, 1/4 x 9/16 x 1/32 (4)	63 to 70 — D, DF, DC
	6	6703	WASHER, 1/4 x 5/8 x 1/16	66 to * — D, DC, D4
	7	7036	LOCKWASHER, 1/4 (4)	63 to 66 — D, DF, DC; 67 & 68 — DC
	8	7069	LOCKWASHER, No. 10 (3)	63 to * — D, DF, DC, D4
	9	7634	NUT, No. 10-32 x 5/16 x 1/8 (brass)	63 to * — D, DF, DC, D4
	10	7676	NUT, 1/4-28 x 3/16 x 7/16 hex. (4)	63 to 70 — D, DF, DC
	11	7688	NUT, 1/4-20 x 1/4 x 1/2 hex.	63 to 66 — D, DF, DC; 67 & 68 — DC
	12	7725	LOCKNUT, 5/16-24 x 11/32 x 1/2 hex. (4)	71 to * — D, DC, D4
	13	8119W	WING NUT, air cleaner, 1/4-20	71 to * — D, DC, D4
	14	9957	CLAMP, choke control coil (2)	63 to 66 — D, DF, DC; 67 & 68 — DC
	15	9991A	HOSE CLAMP (2)	63 to 70 — D, DF, DC
	17	24809—71	STUD, air cleaner mounting, 5/16-18 & 5/16-24 x 6-7/16 lg. (4)	71 to 80 — D, DC, D4
	18	24811—59A	STUD, 1/4-20 x 1-1/2 lg. (4)	63 to 66 — D, DF, DC; 67 & 68 — DC
	19	24811—63	STUD, carburetor mounting (2)	63 to * — D, DF, DC, D4
	20	26808—80	BRACKET, governor cable	80 to * — D, D4
	21	26901—71A	REED PLATE ASSEMBLY	71 to * — D, DC, D4
	23	26903—71A	REED PLATE	71 to * — D, DC, D4
	24	26905—59	REED STOP	63 to * — D, DF, DC, D4
	25	26906—59	LEAF, reed valve	63 to * — D, DF, DC, D4
	26	26908—63	GASKET, reed plate	63 to 70 — D, DF, DC
	27	26908—71A	GASKET, reed plate	71 to * — D, DC, D4
	29	27020—71	INTAKE MANIFOLD, with studs	71 to * — D, DC, D4
	30	27069—63A	GASKET, manifold	63 to * — D, DF, DC, D4
	32	29043—71	MOUNTING STUD, air cleaner, 1/4-28 x 9-13/16 (in air cleaner kit)	68 to 70 — D; 69 & 70 — DC
	35	29046—72	MOUNTING STUD, air cleaner, 1/4-20 & 3/8-16 x 9-1/8 lg.	Late 72 to * — D, DC, D4
	36	29078—71	SUPPORT TUBE, air cleaner mounting (4 - 71 to 79) (3 - 80 to *)	71 to * — D, DC, D4
		29078—80	SUPPORT TUBE, short (use with bracket 26808-80)	80 to * — D, D4
	37	29130—68A	AIR CLEANER KIT — dry type	68 to * — D; 69 & 70 — DC
	38	29131—71	FILTER ELEMENT	71 to * — D, DC, D4
	39	29132—71	DUST UNLOADER, air cleaner	71 to * — D, DC, D4
	40	29133—71	ADAPTER, air cleaner (in air cleaner kit)	68 to 70 — D; 69 & 70 — DC
	41	29135—71	CLAMP, dust unloader	71 to * — D, DC, D4
	43	29138—71	GASKET, air intake	71 to * — D, DC, D4
	44	29139—71	DECAL, air cleaner service instructions	71 to * — D, DC, D4
	45	29140—72	LABEL, air cleaner (front)	Late 72 to * — D, DC, D4
	46	29141—66	INNER GASKET, air cleaner, lower	66 to 70 — D, DC
	47	29142—71	GASKET, air cleaner mounting	71 to * — D, DC, D4
	48	29143—66	BASE GASKET, air cleaner	66 to 70 — D, DC
	49	29157—71	MOUNTING, air cleaner	71 to * — D, DC, D4
	50	29183—67A	HOSE, air intake	67 to 70 — D; 69 & 70 — DC
	52	32522—37	GASKET, air intake connection	63 to 70 — D, DF, DC
	53	66387—64	WING NUT, air cleaner, 1/4-28	66 to 70 — D, DC

NOTE: Asterisk (\*) indicates part is used for latest model year shown on cover.

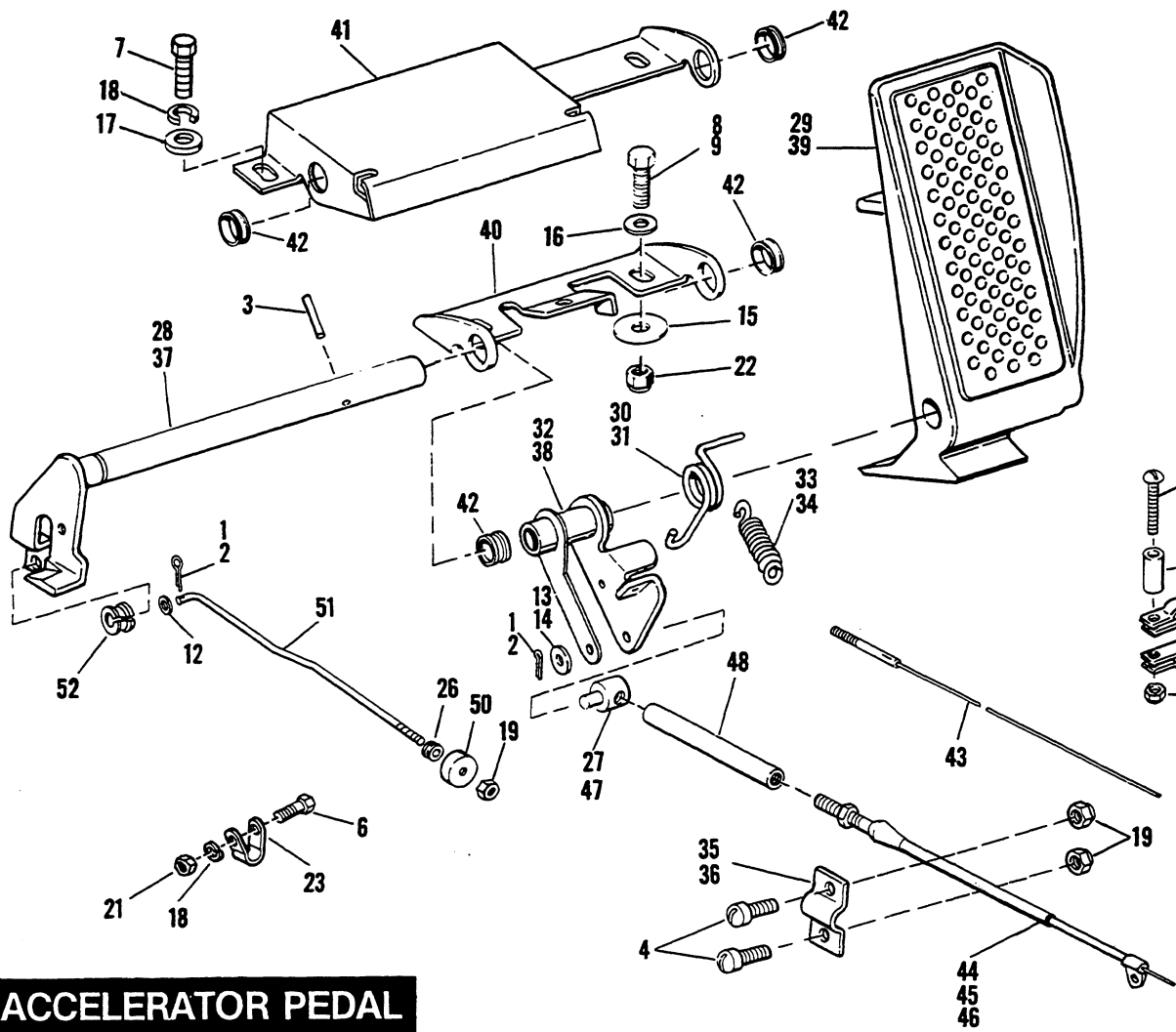
# GOVERNOR





RETAIL PRICE	INDEX NO.	PART NO.	N A M E	USED ON		
	1	2585	SCREW, No. 8-32 x 5/16 Pozidriv Phillips hd. ....	80 to * — D, D4		
	2	2588W	SET SCREW, 1/4-28 x 1/8 socket hd. ....	Late 68 to 79 — D, D4		
	3	3581	BOLT, No. 10-24 x 3/8 hex. hd. ....	80 to * — D, D4		
	4	6405W	WASHER, 1/4 x 19/32 x 1/32. ....	80 to * — D, D4		
	5	7069	LOCKWASHER, No. 10. ....	80 to * — D, D4		
	6	7620W	NUT, No. 10-24 x 1/8 x 3/8 hex. ....	80 to * — D, D4		
	7	8137	PUSH NUT, governor arm contact button. ....	67 to * — D, DC, D4		
	8	11015	RETAINING RING. ....	80 to * — D, D4		
	9	26806—80A	GOVERNOR CABLE. ....	80 to * — D, D4		
	10	26807—67	WIRE, governor control. ....	67 to 79 — D; 69 to 79 — DC, D4		
	11	26807—80A	CABLE ASSEMBLY, governor control. ....	80 to * — D, D4		
	12	26808—80	BRACKET, governor cable. ....	80 to * — D, D4		
	12A	26811—80	GOVERNOR CONTROL CABLE KIT (silver) ....	67 to * — D, D4		
			Consists of:			
		3581	SCREW	11015	RETAINING RING	.20*
		2585	SCREW	26807—80	CONTROL CABLE	5.00
		6405W	SPRING WASHER	26808—80	BRACKET, GOVERNOR	2.30
		7069	LOCKWASHER	26813—80	CABLE END	1.95*
		7620W	NUT	29078—80	SUPPORT TUBE	1.65
	13	26813—67A	CONTROL CABLE END, 5/32" hole (repair part) ....	67 to 79 — D; 69 to 79 — DC, D4		
	13A	26813—80	CONTROL CABLE END 5/64" hole. ....	80 to * — D, D4		
	14	26814—79	CONTACT BUTTON ASSEMBLY. ....	79 to * — D, D4		
			Includes button & pushnut			
	15	26819—67	GOVERNOR ARM ASSEMBLY. ....	67 to 79 — D; 69 to 79 — DC, D4		
	15A	26819—80	GOVERNOR ARM ASSEMBLY. ....	80 — D, D4		
	16	26819—81	GOVERNOR ARM ASSEMBLY. ....	81 to * — D, D4		
	17	41834—67	RETURN SPRING. ....	67 to * — D; 69 to * — DC, D4		

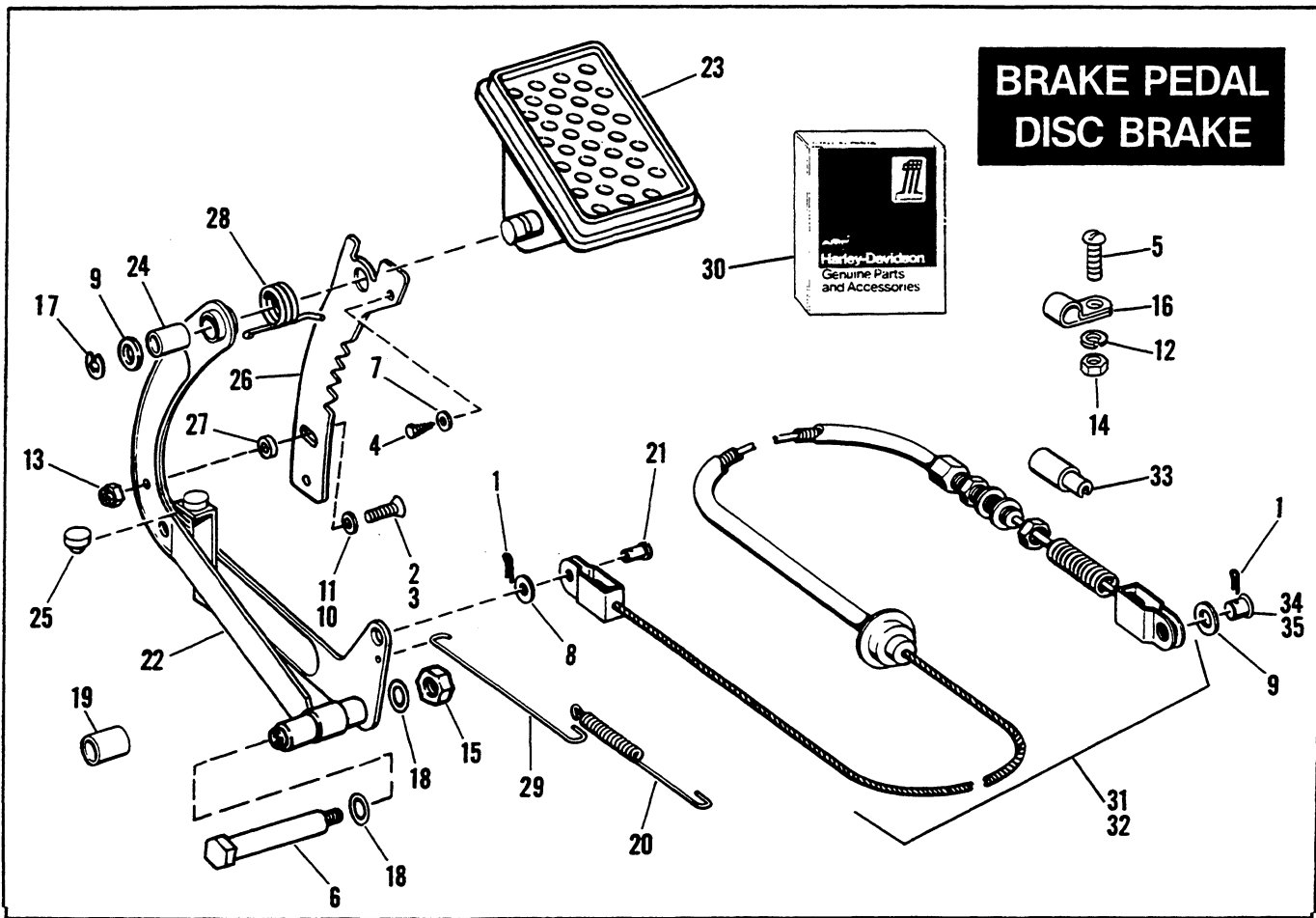
**NOTE:** Asterisk (\*) indicates part is used for latest model year shown on cover.



RETAIL PRICE	INDEX NO.	PART NO.	NAME	USED ON
	1	515	COTTER PIN, 1/16 x 3/4	63 to * — D, DF, DC, D4
	2	551	COTTER PIN	79 to * — D, D4
	3	610	ROLL PIN, accelerator pedal	68 to * — D, DC, D4
	4	1198	SCREW, No. 10-24 x 1/2 Pozidriv hd. (2)	Late 68 to * — D; 69 to * — DC, D4
	5	2794	SCREW, 1/4-28 x 1-3/4 Pozidriv hd.	67 to 80 — D; 69 to 80 — DC, D4
	6	3767B	BOLT, 1/4-20 x 9/16 hex. hd.	63 to 66 — D, DF, DC; 67 to 73 — DC
	7	3787	BOLT, 1/4-20 x 3/4 hex. hd.	Late 68 — D; 72 to * — D4
	8	3987	BOLT, 5/16-18 x 3/4 hex. hd. (2)	67 to * — D, D4
	9	3991	BOLT, 5/16-18 x 7/8 hex. hd. (2)	63 to 66 — D, DF, DC
	10	5916B	SPACER, throttle cable clamp	67 to 80 — D, D4
	11	5930W	SPACER	69 to 72 — DC
	12	6165W	WASHER, 3/16 x 3/8 x 1/32	70 to * — D; 72 to * — DC, D4
	13	6182W	WASHER, No. 10 x 7/16 x 1/32	63 to 66 — D, DF, DC
	14	6228W	WASHER, 1/4 x 1/2 x 1/16	67 to * — D, DC, D4
	15	6341B	WASHER, 5/16 x 1-1/8 x 1/16 (2)	63 to 80 — D, DF, DC, D4
	16	6702	WASHER, 5/16 x 11/16 x 1/16 (2)	63 to * — D, DF, DC, D4
	17	6703	WASHER, 1/4 x 5/8 x 1/16 (2)	72 to * — D4
	18	7036	LOCKWASHER, 1/4	63 to 66 — D, DF, DC; 72 to * — D4
	19	7624	LOCKNUT, No. 10-24 x 1/4 x 3/8 hex. (3)	63 to * — D, DF, DC, D4
	20	7682	LOCKNUT, 1/4-28 x 3/16 x 7/16 hex.	67 to * — D; 69 to * — DC, D4
	21	7688	NUT, 1/4-20 x 7/32 x 7/16 hex.	63 to 66 — D, DF, DC; 67 to 72 — DC
	22	7740	LOCKNUT, 5/16-18 x 1/4 x 1/2 hex. (2)	63 to * — D, DF, DC, D4
	23	9957	CLAMP, throttle control cable	63 to 66 — D, DF, DC; 67 to 72 — DC
	24	9958	CLAMP (under right floorboard)	67 to * — D; 69 to * — DC, D4
	25	9963	CLAMP, throttle cable (under right floorboard)	67 to * — D; 69 to * — DC, D4
	26	11410	GROMMET, accelerator rod	70 to * — D; 72 to * — DC, D4
	27	27450—36	WIRE BLOCK, accelerator lever	67 to Early 68 — D
	28	40494—72	INTERLOCK SHAFT, accelerator — with bearing	72 to * — D4
	29	40499—72	ACCELERATOR PEDAL	72 to * — D4
	30	40503—63	SPRING, accelerator pedal (right side)	63 to 66 — D, DF, DC
	31	40503—68	RETURN SPRING, accelerator pedal	68 to * — D, DC, D4
	32	40505—72	ACCELERATOR LEVER	72 to * — D4
	33	40509—63	SPRING, accelerator lever (left side)	Late 63 to 66 — D, DF, DC
	34	40509—67	SPRING, accelerator pedal	67 to * — D, DC, D4
	35	40511—68	CLAMP, throttle control cable (floorboard)	Late 68 to 78 — D; 69 to 78 — DC, D4
	36	40511—78	CLAMP, throttle control cable (floorboard)	79 to * — D, D4
	37	40512—68A	INTERLOCK SHAFT, accelerator — with bearing	68 to * — D, DC
	38	40514—68	ACCELERATOR LEVER	68 to * — D, DC
	39	40516—68	ACCELERATOR PEDAL	68 to * — D, DC
	40	40518—68	BRACKET, accelerator	68 to * — D, DC
	41	40519—72	BRACKET, accelerator	72 to * — D4
	42	40522—63	BUSHING, accelerator (2)	63 to * — D, DF, DC, D4
	43	40525—67	THROTTLE CONTROL WIRE	67 to * — D, DC, D4
	44	40528—68	THROTTLE CONTROL CABLE ASSEMBLY	Late 68 to Early 80 — D, D4
	45	40530—80	THROTTLE CONTROL CABLE ASSEMBLY	Late 80 to * D, D4
	46	40531—69	THROTTLE CONTROL CABLE ASSEMBLY	69 to 72 — DC
	47	40532—68A	WIRE BLOCK, accelerator lever	Late 68 to * — D; 69 to * — DC, D4
	48	40533—68	SHIELD TUBE, throttle cable	69 to * — D, DC, D4
	49	49079—72	SPACER	81 to * — D, D4
	50	71509—70	CUP, micro switch	70 to * — D; 72 to * — DC, D4
	51	71510—70	ROD, accelerator to micro switch	70 to * — D; 72 to * — DC, D4
	52	71793—71	BEARING, accelerator interlock shaft	66 to * — D, DC, D4

**NOTE:** Asterisk (\*) indicates part is used for latest model year shown on cover.

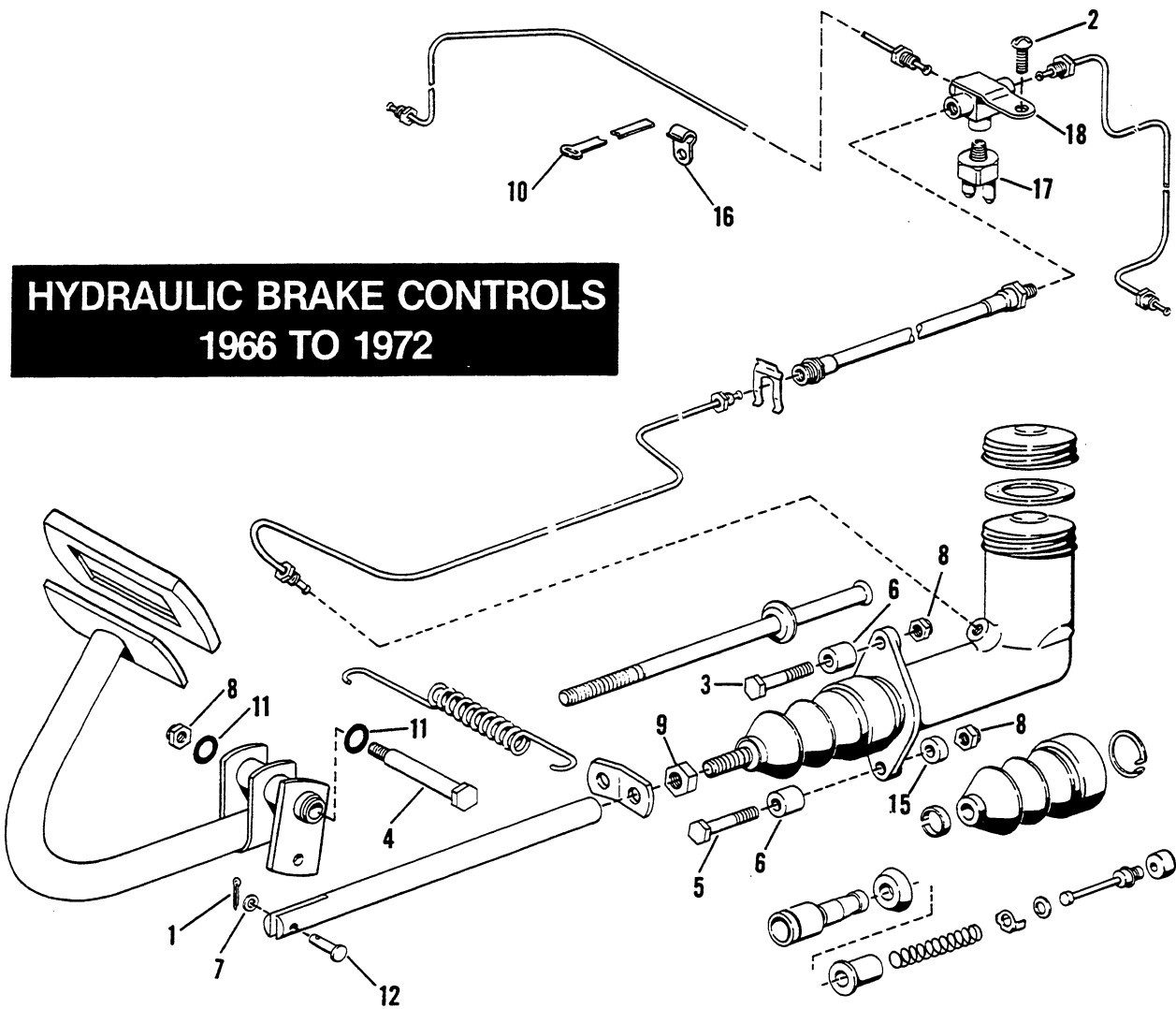
# BRAKE PEDAL DISC BRAKE



RETAIL PRICE	INDEX NO.	PART NO.	N A M E	USED ON
	1	515	COTTER PIN, 1/16 x 3/4 (2)	63 to * — D, DF, DC, D4
	2	1764W	SCREW, No. 10-24 x 1-5/32 socket hd.	Late 68 to * — D, DC, D4
	3	2659	SCREW, No. 10-24 x 7/8 Pozidriv pan hd.	67 to Early 68 — D, DC
	4	2685W	SCREW, No. 10-24 self tapping hex. hd.	Late 68 to * — D, DC, D4
	5	3765	BOLT, 1/4-28 x 5/8 hex.	79 to * — D, D4
	6	4427W	SHOULDER BOLT, brake pedal	66 to * — D, DC, D4
	7	6150W	WASHER, No. 10 x 3/8 x 1/16	63 to 66 — D, DF, DC
	8	6242W	WASHER, 1/4 x 9/16 x 1/32	63 to * — D, D4
	9	6375B	WASHER, 3/8 x 37/64 x 1/32 (2)	63 to * — D, DF, DC, D4
	10	6702	WASHER, 5/16 x 11/16 x 1/16	Late 68 to * — D, DC, D4
	11	6716	WASHER, No. 10 x 1/2 x 3/64	67 to Early 68 — D, DC
	12	7036	LOCKWASHER, 1/4	79 to * — D, D4
	13	7624	LOCKNUT, No. 10-24 x 1/4 x 3/8 hex.	Late 68 to * — D, DC, D4
	14	7676	NUT, 1/4-28 x 3/16 x 7/16 hex.	79 to * — D, D4
	15	7725	LOCKNUT, 5/16-24 x 11/32 x 1/2 hex.	66 to * — D, DC, D4
	16	9963	CLAMP	79 to * — D, D4
	17	11000	RETAINING RING, brake pedal	63 to * — D, DF, D4; 63 to 68 — DC
	18	11104	O-RING, brake lever (2)	66 to * — D, DC, D4
	19	25785—30A	BUSHING, lower (2)	63 to * — D, DC, D4
	20	41834—67	SPRING, brake pedal return	67 to * — D, D4; 67 & 68 — DC
	21	42269—70	CLEVIS PIN, brake cable (pedal end)	63 to * — D, DC, DF, D4
	22	42405—68	LEVER, brake pedal, with spring	66 to * — D, DC, D4
	23	42479—63A	BRAKE PEDAL, only	63 to * — D, D4; 63 to 68 — DC
	24	42482—63	BUSHING, brake lever — upper	63 to * — D, DF, D4; 63 to 68 — DC
	25	42483—63	BUMPER, brake lever (rubber)	63 to * — D, DF, D4; 63 to 68 — DC
	26	42488—63B	RATCHET, brake lever	63 to * — D, DF, D4; 63 to 68 — DC
	27	42490—67	SPACER, pedal ratchet	67 to * — D, D4
	28	42494—63B	RATCHET SPRING, brake lever	63 to * — D, D4; 63 to 68 — DC
	29	42501—67	PULL WIRE, brake pedal	67 to * — D, D4; 67 & 68 — DC
	30	47739—63A	BRAKE CONTROL CABLE KIT Includes cable assembly, clevis pins and washers	63 to 65; 67 to * — D, D4
	31	47740—63A	CABLE ASSEMBLY	63 to 80 — D, D4
	32	47740—81	CABLE ASSEMBLY	81 to * — D, D4
	33	47741—63	SPACER, cable coil (for repairs)	63 to * — D, DF, DC, D4
	34	73092—61B	CLEVIS PIN, brake cable (brake end)	63 to 80 — D, DC, D4
	35	73092—81	CLEVIS PIN, brake cable (brake end)	81 to * — D, D4

**NOTE:** Asterisk (\*) indicates part is used for latest model year shown on cover.

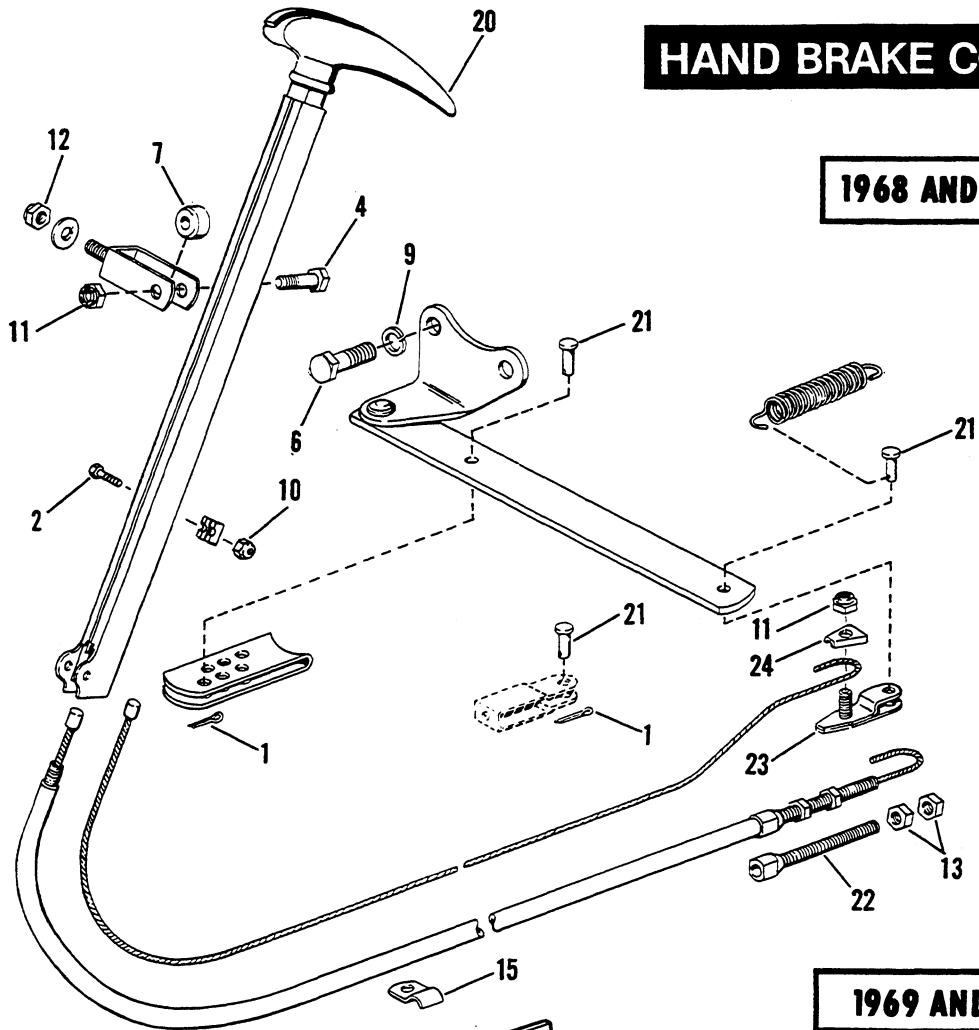
# HYDRAULIC BRAKE CONTROLS 1966 TO 1972



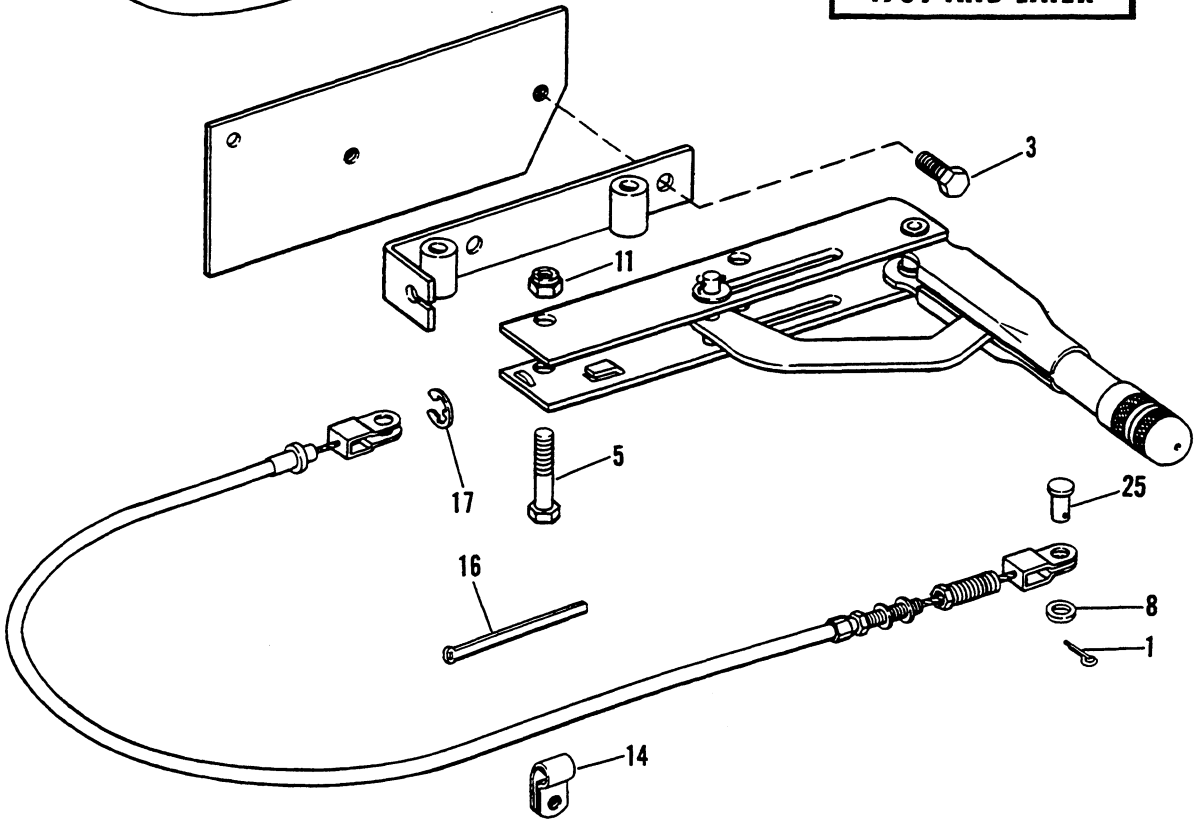
RETAIL PRICE	INDEX NO.	PART NO.	N A M E	USED ON
	1	515	COTTER PIN, 1/16 x 3/4 (3)	66 to 72 — DC
	2	2764W	SCREW, 1/4-20 x 8 self tapping Phillips hd.	66 to 72 — DC
	3	4042HW	BOLT, 5/16-24 x 1-3/4 hex. hd.	66 to 72 — DC
	4	4427W	SHOULDER BOLT, brake pedal	66 to 72 — DC
	5	4710	BOLT, 5/16-24 x 2-1/4 hex. hd.	66 to 72 — DC
	6	5924W	SPACER, master cylinder (2)	66 to 72 — DC
	7	6220W	WASHER, 1/4 x 7/16 x 1/32	66 to 72 — DC
	8	7725	LOCKNUT, 5/16-24 x 11/16 x 1/2 hex. (5)	66 to 72 — DC
	9	7744	NUT, 5/16-24 x 3/16 x 1/2 hex. (3)	66 to 72 — DC
	10	10016	STRAP, brake tube to frame	66 to 72 — DC
	11	11104	O-RING, brake pedal (2)	66 to 72 — DC
	12	42269—30	CLEVIS PIN, foot lever	66 to 72 — DC
	15	61135—57	SPACER, master cylinder	66 to 72 — DC
	16	67075—57A	BRAKE TUBE CLIP	70 to 72 — DC
	17	72002—51	STOPLIGHT SWITCH	66 to 72 — DC
	18	83566—51	TEE, brake tube	66 to 72 — DC

# HAND BRAKE CONTROLS

1968 AND EARLIER

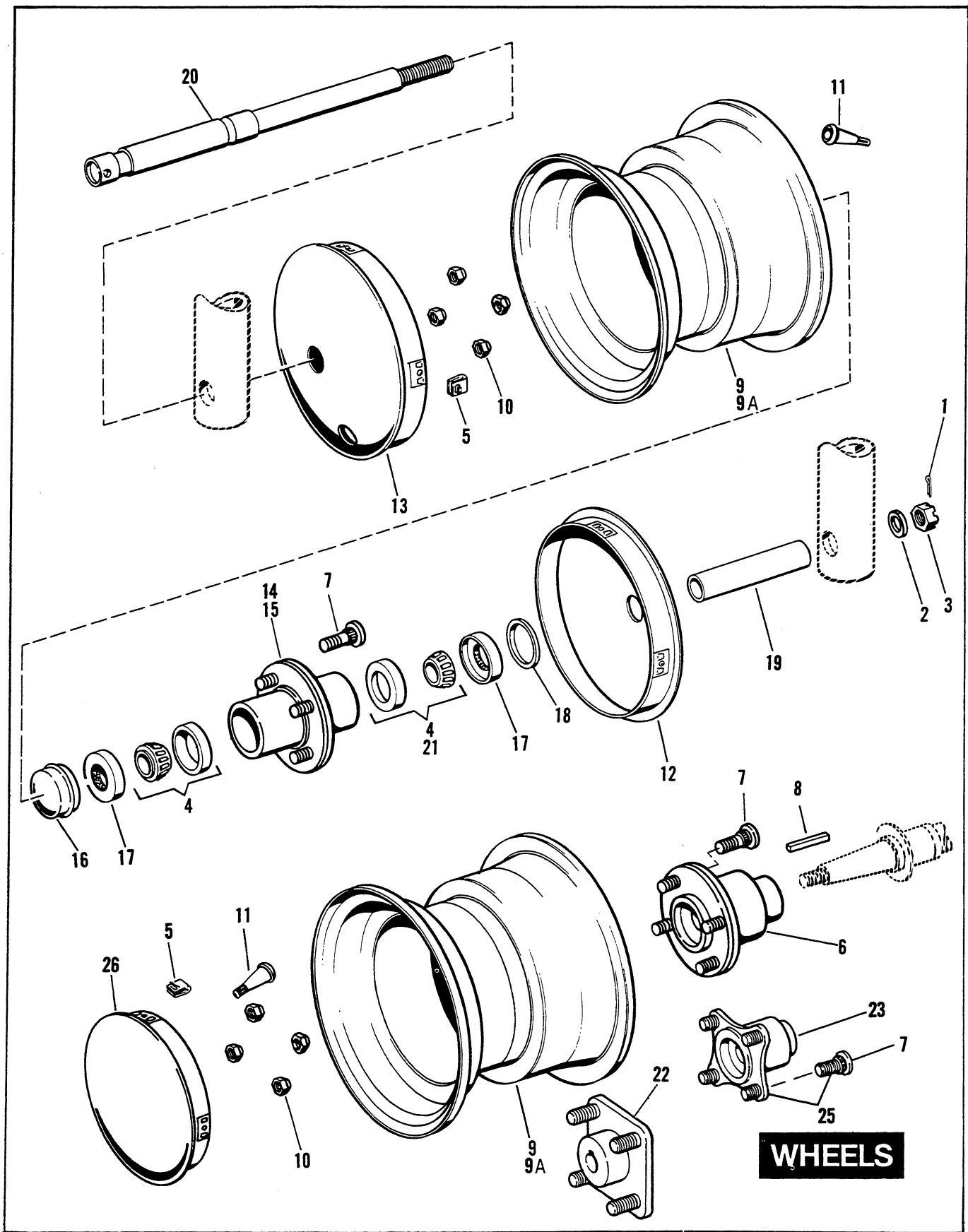


1969 AND LATER



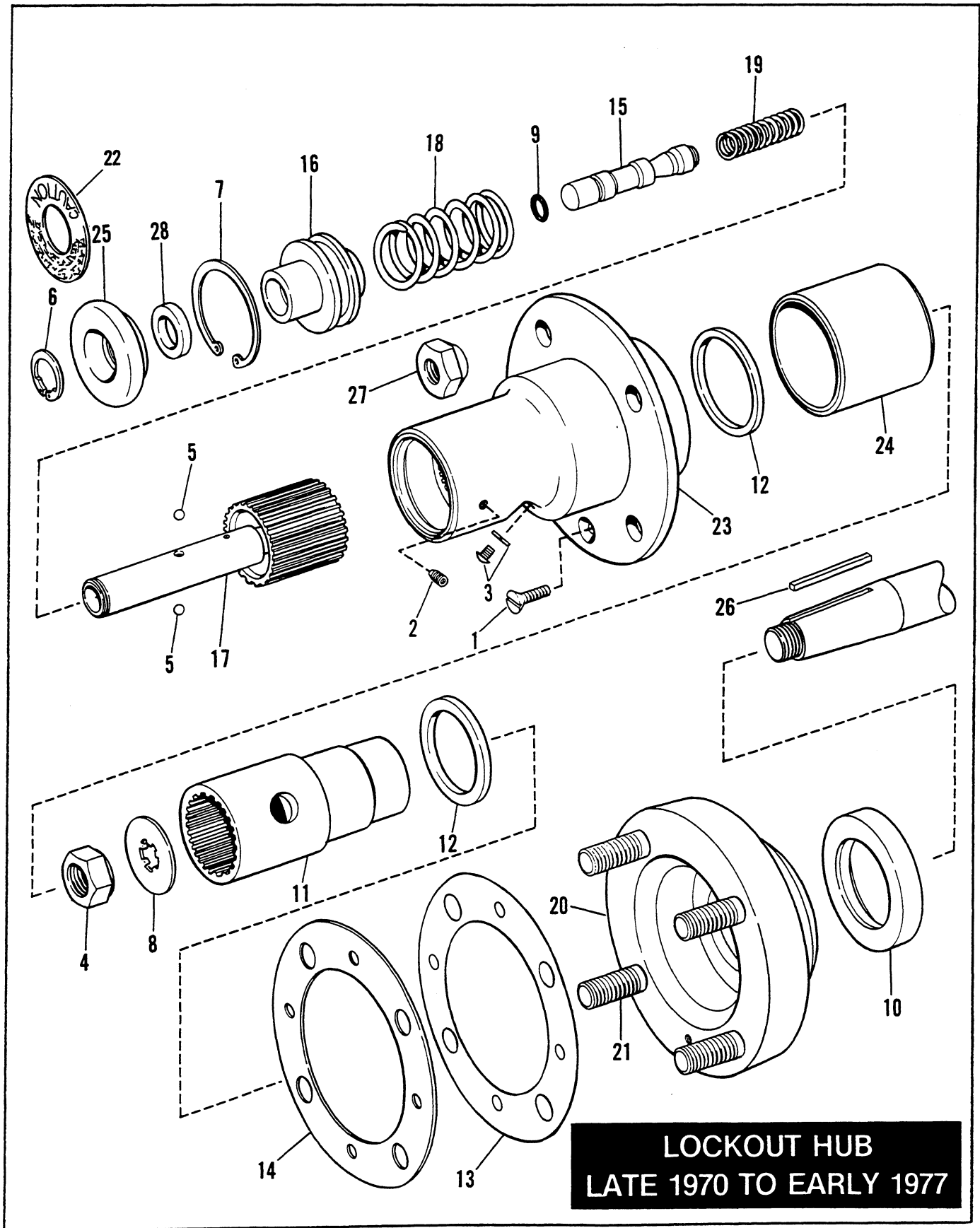


RETAIL PRICE	INDEX NO.	PART NO.	N A M E	USED ON
	1	515	COTTER PIN, 1/16 x 3/4	66 to 72 — DC
	2	3825	BOLT, 1/4-28 x 1 hex. hd.	66 to 68 — DC
	3	3974HW	BOLT, 5/16-24 x 3/4 hex. hd. (2)	69 to 72 — DC
	4	4014W	BOLT, 5/16-24 x 1-1/4 hex. hd. (2)	66 to 68 — DC
	5	4036	BOLT, 5/16-24 x 1-1/2 hex. hd. (2)	69 to 72 — DC
	6	4713W	BOLT, 3/8-16 x 3/4 hex. hd. (2)	66 to 68 — DC
	7	6333	SPACER, 5/16 x 7/8 x 5/64 (2)	66 to 68 — DC
	8	6375B	WASHER, 3/8 x 9/16 x 1/32	69 to 72 — DC
	9	7038	LOCKWASHER, 3/8 (2)	66 to 68 — DC
	10	7683	LOCKNUT, 1/4-28 x 5/16 x 7/16 hex.	66 to 68 — DC
	11	7725	LOCKNUT, 5/16-24 x 11/32 x 1/2 hex. (4)	66 to 72 — DC
	12	7739	LOCKNUT, 5/16-18 x 11/32 x 1/2 hex. (2)	66 to 68 — DC
	13	7744	NUT, 5/16-24 x 3/16 x 1/2 hex. (3)	66 to 68 — DC
	14	9963	CLAMP, hand brake cable (2)	69 to 72 — DC
	15	9982	CLIP, brake cable	66 to 68 — DC
	16	10016	CABLE STRAP, brake cable to frame	69 to 72 — DC
	17	11036	RETAINING RING, hand brake lever	69 to 72 — DC
	20	41643—75	HAND BRAKE	66 to 68 — DC
	21	44524—51	CLEVIS PIN (4)	66 to 68 — DC
	22	45159—50	ADJUSTING SCREW, brake cable	66 to 68 — DC
	23	45174—51	CLEVIS, brake cables (2)	66 to 68 — DC
	24	45216—49	CLAMP, cable clevis (2)	66 to 68 — DC
	25	73092—61B	CLEVIS PIN, brake cable (brake end)	69 to 72 — DC



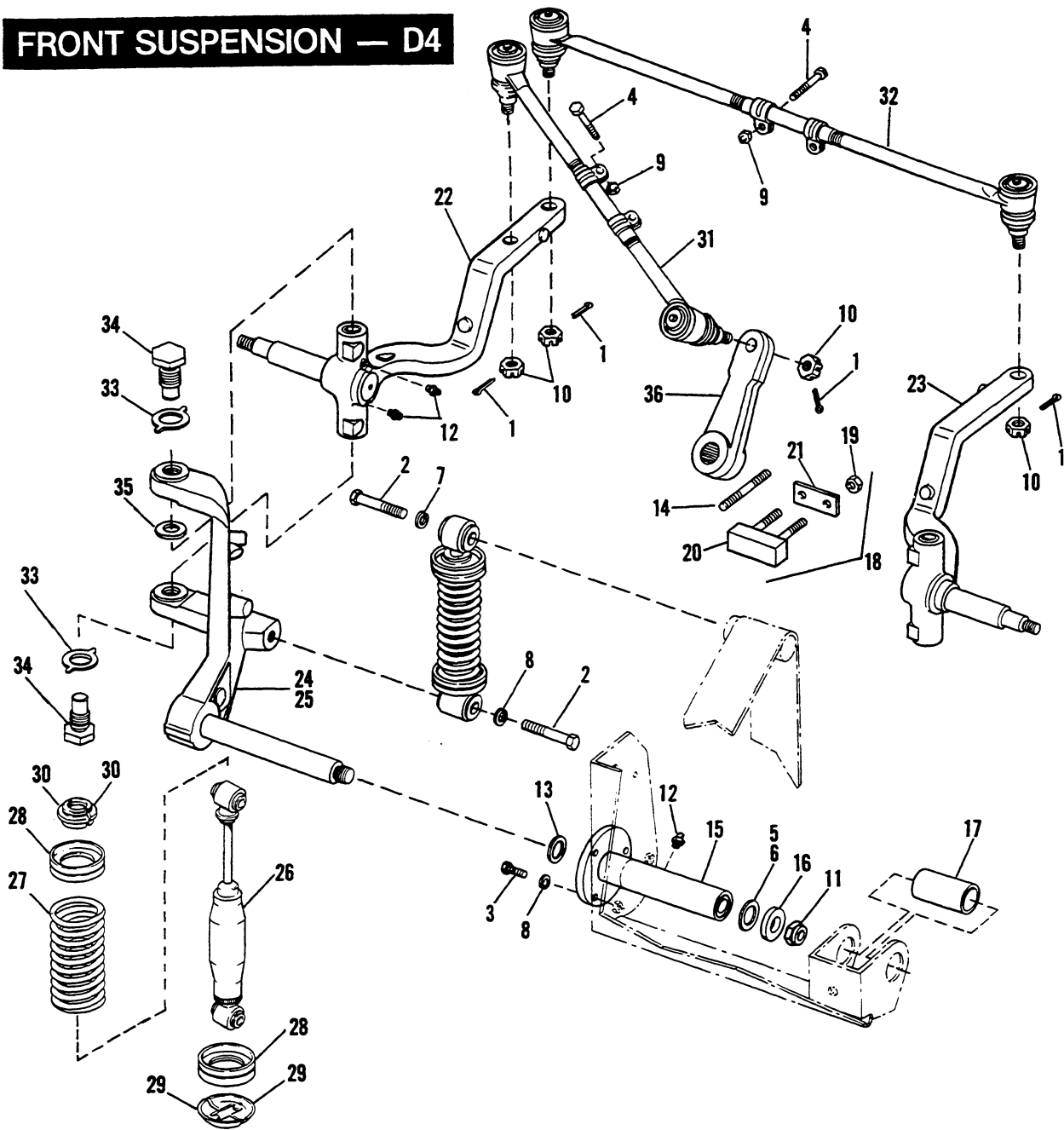
RETAIL PRICE	INDEX NO.	PART NO.	N A M E	USED ON
	1	534	COTTER PIN, 3/32 x 1	63 to 69 — D, DF, DC
		559	COTTER PIN, 1/8 x 1-1/4 (2)	72 to * — D4
	2	6722B	WASHER, 5/8 x 1-1/8 x 1/32 (2 — D4)	63 to 69 — D, DF, DC; 72 to * — D4
	3	7947W	CASTLE NUT, 5/8-18 x 1/2 x 15/16 hex. (2 — D4)	63 to 69 — D, DF, DC; 72 to * — D4
	4	9033	FRONT WHEEL BEARING (2) (D4 outer front)	63 to * — D, DF, DC, D4
	5	9977	CLIP, hub cap (4)	63 to * — D, DC, D4
	6	41024—71	HUB, rear wheel (2)	71 to Early 73 — D, DC, D4
		41026—66	HUB, rear wheel (2)	66 to 70 — D, DC
	7	41199—66A	MOUNTING STUD, wheel hub (4)	66 to 72 — D, DC, D4
	8	41204—63A	KEY, rear wheel hub (2)	63 to Early 73 — D, DF, DC, D4
	9	42996—80	WHEEL RIM (9.50 x 8) (low pressure accessory)	66 to * — D, D4
	9A	43017—66B	WHEEL RIM (9.50 x 8)	66 to * — D, D4
		43103—72	TIRE, rib tread (8.50 x 8 — 4 Ply)	72 to * — D, DC, D4
		43104—72	TIRE, traction tread (8.50 x 8 — 4 Ply)	72 to * — D, DC, D4
	10	43152—66	WHEEL NUT (4)	66 to * — D, DC, D4
	11	43156—63	VALVE, with core	63 to * — D, DF, DC, D4
		43158—65	TIRE VALVE EXTENSION, front wheel	63 to * — D, D4
	12	43600—63	HUB CAP, front wheel, right	63 to * — D
	13	43600—65	HUB CAP, left (with hole for valve stem)	63 to * — D
	14	43614—66A	HUB ASSEMBLY, front wheel (includes bearings & seals)	66 to * — D, DC
	15	43640—72	HUB ASSEMBLY, front wheel (includes bearings & seal)	72 to * — D4
	16	43641—72	GREASE CAP, hub	72 to * — D4
	17	43732—63A	OIL SEAL, front wheel (2)	63 to * — D, DF, DC
	18	43734—72	OIL SEAL, front wheel	72 to * — D4
	19	43738—63A	SPACER, front axle	63 to * — D, DF, DC
	20	43874—70	FRONT AXLE	70 to * — D, DC
	21	48314—70	FRONT WHEEL BEARING, inner (2)	72 to * — D4
	22	82707—78A	HUB, rear wheel (2) (DANA)	78 to * — D, D4
	23	83084—73	HUB, rear wheel (2)	Late 73 to Early 77 — D, D4
	25	83153—77	HUB ASSEMBLY, with studs; rear wheel (2) (PEERLESS)	Late 77 — D, D4
	26	83961—63A	HUB CAP, rear wheel (2 - D), (4 - D4)	63 to * — D, D4

**NOTE:** Asterisk (\*) indicates part is used for latest model year shown on cover.



<b>RETAIL PRICE</b>	<b>INDEX NO.</b>	<b>PART NO.</b>	<b>N A M E</b>	<b>USED ON</b>
	1	1867W	SCREW, No. 12-24 x 5/8 flat hd. . . . .	Late 70 to Early 77 — D, DC, D4
	2	2590W	SET SCREW, No. 10-32 x 5/16 socket hd. . . . .	Late 70 to Early 77 — D, DC, D4
	3	2751	SCREW, with lockwasher, 1/4-28 x 1/4 rd. hd. . . . .	Late 70 to Early 77 — D, DC, D4
	4	7980	NUT, 5/8-18 x 7/16 x 7/8 hex. . . . .	Late 70 to Early 77 — D, DC, D4
	5	8854	STEEL BALL (2) . . . . .	Late 70 to Early 77 — D, DC, D4
	6	11001	RETAINING RING, knob . . . . .	Late 70 to Early 77 — D, DC, D4
	7	11027	RETAINING RING, knob assembly . . . . .	Late 70 to Early 77 — D, DC, D4
	8	11079	RETAINER, axle nut . . . . .	Late 73 to Early 77 — D, D4
	9	11110	O-RING, locknut pin . . . . .	Late 70 to Early 77 — D, DC, D4
	10	12029	OIL SEAL, axle hub . . . . .	Late 70 to Early 77 — D, DC, D4
	11	41032—73	AXLE HUB (splined) . . . . .	Late 70 to Early 77 — D, D4
	12	41034—70	THRUST BEARING, axle hub (2) . . . . .	Late 70 to Early 77 — D, DC, D4
	13	41036—70	SHIM, .005 (2) . . . . .	Late 70 to Early 77 — D, DC, D4
	14	41038—70	SHIM, .020 . . . . .	Late 70 to Early 77 — D, DC, D4
		41040—70	KNOB ASSEMBLY . . . . .	Late 70 to Early 77 — D, DC, D4
	15	41042—70	PIN . . . . .	Late 70 to Early 77 — D, DC, D4
	16	41045—70	BALL GUIDE . . . . .	Late 70 to Early 77 — D, DC, D4
	17	41047—70	COUPLING . . . . .	Late 70 to Early 77 — D, DC, D4
	18	41049—70	SPRING, outer . . . . .	Late 70 to Early 77 — D, DC, D4
	19	41050—70	SPRING, inner . . . . .	Late 70 to Early 77 — D, DC, D4
	20	41060—70	COLLAR, with studs and oil seal . . . . .	Late 70 to Early 77 — D, DC, D4
	21	41064—70	STUD (4) . . . . .	Late 70 to Early 77 — D, DC, D4
		41075—73	LOCKOUT HUB ASSEMBLY, complete . . . . .	Late 73 to Early 77 — D, D4
	22	41076—70	LABEL, lockout hub . . . . .	Late 70 to Early 77 — D, DC, D4
	23	41080—70	HUB ASSEMBLY . . . . .	Late 70 to Early 77 — D, DC, D4
	24	41082—70	BEARING SLEEVE . . . . .	Late 70 to Early 77 — D, DC, D4
	25	41189—70	KNOB . . . . .	Late 70 to Early 77 — D, DC, D4
	26	41204—63A	KEY, wheel hub . . . . .	Late 70 to Early 73 — D, DC, D4
	27	43152—66	WHEEL NUT (4) . . . . .	Late 70 to Early 77 — D, DC, D4
	28	67826—55	WASHER (rubber) . . . . .	Late 70 to Early 77 — D, DC, D4

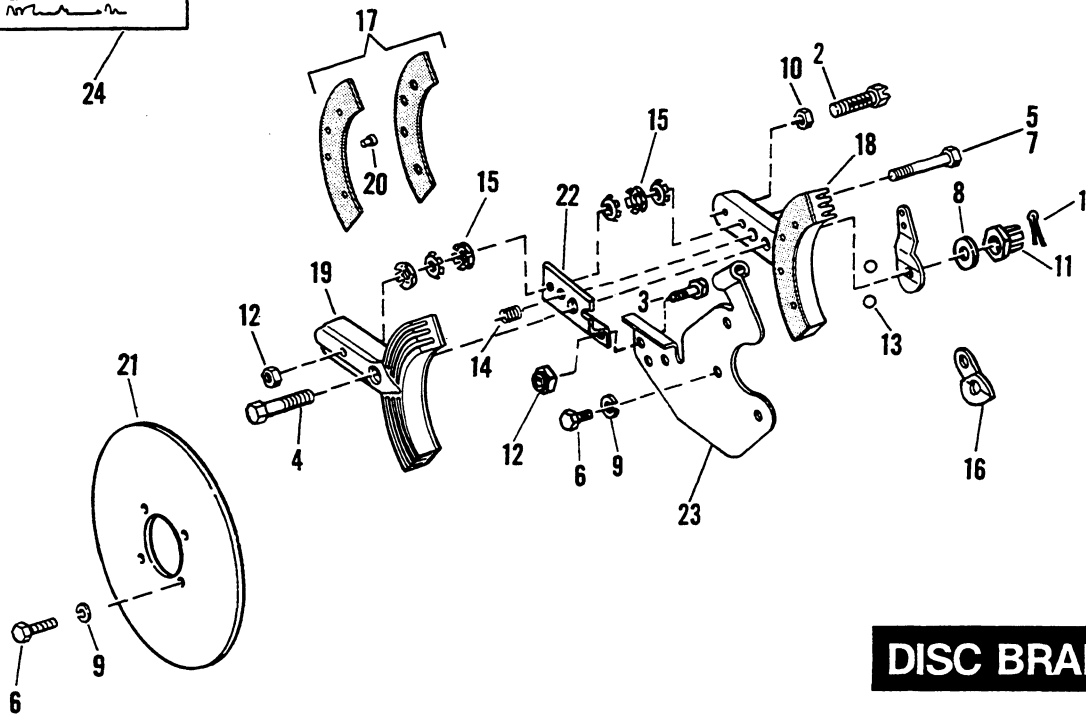
# FRONT SUSPENSION — D4



RETAIL PRICE	INDEX NO.	PART NO.	N A M E	USED ON
	1	520W	COTTER PIN, 1/8 x 1 (4)	72 to * — D4
	2	3776W	BOLT, 7/16-14 x 2-1/4 hex. hd. (4)	72 to * — D4
	3	3974HW	BOLT, 5/16-24 x 3/4 hex. hd. (6)	72 to * — D4
	4	4020W	BOLT, 5/16-24 x 1-3/8 hex. hd. (4)	72 to * — D4
	5	6878	SHIM WASHER, suspension arm rod — .005	72 to * — D4
	6	6879	SHIM WASHER, suspension arm rod — .007	72 to * — D4
	7	7039	LOCKWASHER, 7/16 (4)	72 to * — D4
	8	7041	LOCKWASHER, 5/16 (6)	72 to * — D4
	9	7753	NUT, 5/16-24 x 1/4 x 1/2 hex. (4)	72 to * — D4
	10	7867W	CASTLE NUT, 7/16-20 (4)	72 to * — D4
	11	7960	LOCKNUT, 7/8-14 (2)	72 to * — D4
	12	9851	GREASE FITTING (6)	72 to * — D4
	13	35363—52	SHIM WASHER (2)	72 to * — D4
	14	37584—67	STUD, stop block (4)	72 to Early 74 — D4
	15	43637—72	SUSPENSION TUBE	72 to * — D4
	16	43642—72	SPACER, suspension arm rod (2)	72 to * — D4
	17	43643—72	SLEEVE	72 to * — D4
	18	43810—74	STEERING STOP KIT	72 to Early 74 — D4
			Consists of:	
	19	7686	LOCKNUT, 1/4-20 x 5/16 x 7/16 hex. (4)	
	20	43811—74	STOP BLOCK, with 37584—67 studs (2)	
	21	43812—74	CLAMP BAR (2)	
	22	43852—72	SUPPORT ARM, axle — right	72 to * — D4
	23	43853—72	SUPPORT ARM, axle — left	72 to * — D4
	24	43858—72	SUSPENSION ARM, right	72 to * — D4
	25	43859—72	SUSPENSION ARM, left	72 to * — D4
	26	54549—72	SHOCK ABSORBER, only	72 to * — D4
	27	54563—72	SPRING, shock absorber (2)	72 to * — D4
	28	54620—72	SPRING GUIDE, shock absorber (4)	72 to * — D4
	29	54622—72	RETAINER, shock absorber spring guide — lower (2)	72 to * — D4
	30	54635—67	RETAINER, shock absorber spring guide — upper (4)	72 to * — D4
	31	57043—72	TIE ROD, short	72 to * — D4
	32	57044—72	TIE ROD, long	72 to * — D4
	33	57048—72	LOCKWASHER, kingpin (4)	72 to * — D4
	34	57055—72	KINGPIN (4)	72 to * — D4
	35	57056—72	THRUST WASHER (2)	72 to * — D4
	36	57093—72	ARM, steering gear	72 to * — D4

NOTE: Asterisk (\*) indicates part is used for latest model year shown on cover.

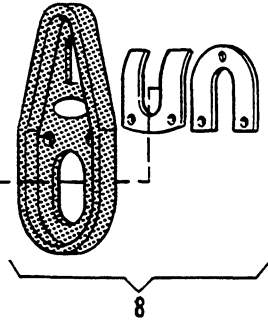
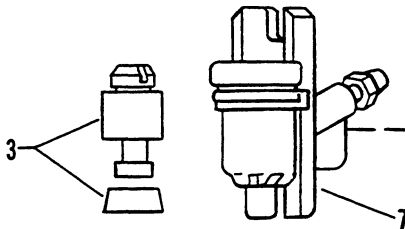
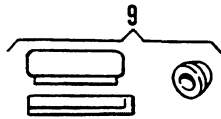
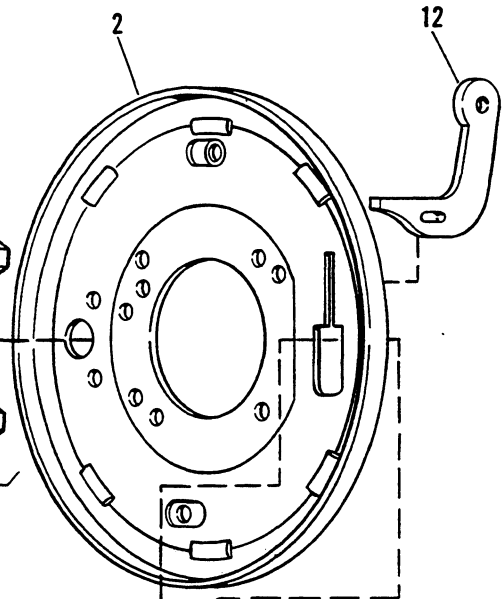
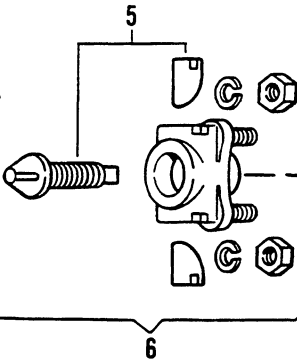
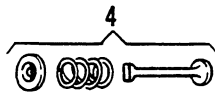
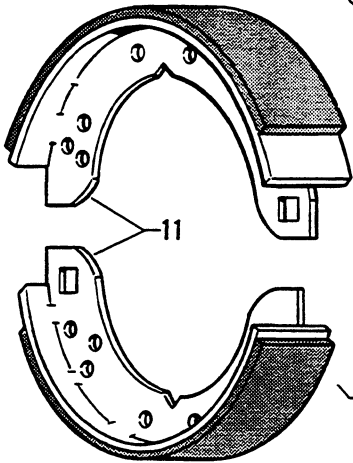

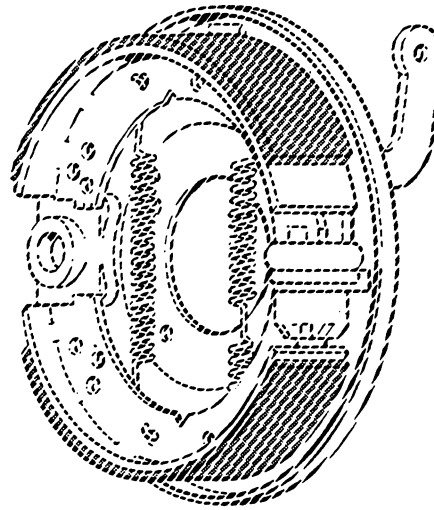
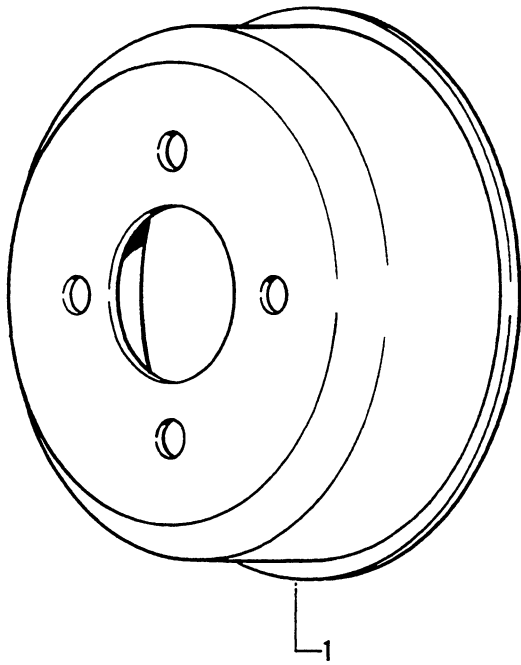
**CAUTION**  
Do not use the brake  
if the brake pads are  
worn or if the brake  
fluid is low. Always  
check the brake fluid  
level before driving.



**DISC BRAKE**



RETAIL PRICE	INDEX NO.	PART NO.	N A M E	USED ON
	1	515	COTTER PIN, 1/16 x 3/4	79 to * — D, D4
		534	COTTER PIN, 3/32 x 1	63 to 78 — D, DC, D4
	2	2599	SCREW, 1/4-20 x 1-3/4 Pozidriv pan hd.	Late 64 to 66 — D, DC
		2603	SCREW, 1/4-20 x 1-1/2 Pozidriv pan hd.	63 & Early 64 — D
		2796W	SCREW, 1/4-20 x 1-1/2 slot hd.	67 to * — D, DC, D4
	3	3974HW	BOLT, 5/16-24 x 3/4 hex. hd. (4)	63 to * — D, DC, D4
	4	4062W	BOLT, 5/16-24 x 3-1/4 hex. hd. (drilled)	Late 64 to 71 — D, DC
		4063W	BOLT, 5/16-24 x 3-1/2 hex. hd. (drilled)	72 to * — D, DC, D4
		4065	BOLT, 5/16-24 x 2-3/4 hex. hd.	63 & Early 64 — D
	5	4710	BOLT, 5/16-24 x 2-1/4 hex. hd.	63 & Early 64 — D
	6	4713W	BOLT, 3/8-16 x 3/4 hex. hd. (4)	63 to * — D, DC, D4
	7	4725	BOLT, 5/16-24 x 2-3/4 hex. hd.	Late 64 to * — D, DC, D4
	8	6316W	WASHER, 5/16 x 5/8 x 1/16 (2)	63 to Early 68 — D, DC
		6321H	WASHER, 5/16 x 1 x 1/16	Late 68 to Early 71 — D, DC
	9	7038	LOCKWASHER, 3/8 (4)	63 to * — D, DC, D4
	10	7688	NUT, 1/4-20 x 7/32 x 7/16 hex.	63 to 66 — D, DC
	11	7728	CASTLE NUT, 5/16-24 x 5/16 x 1/2	63 to * — D, DC, D4
	12	7729	LOCKNUT, 5/16-24 x 1/4 x 1/2 hex.	63 to * — D, DC, D4
	13	8858	BALL, cam lever (2)	Late 63 to * — D, DC, D4
	14	38078—47	SPRING, brake shoe	Late 64 to * — D, DC, D4
	15	41424—63	SPRING WASHER (6)	63 to * — D, DC, D4
	16	41427—71	BRAKE CAM LEVER	Late 71 to * — D, DC, D4
	17	41810—64A	SET OF BRAKE LININGS AND RIVETS (1/4 thick)	64 to * — D, DC, D4 (Above Serial No. 64D—2201)
	18	41811—64A	BRAKE SHOE, rear	64 to * — D, DC, D4 (Above Serial No. 64D—2201)
	19	41812—64B	BRAKE SHOE, front	63 to * — D, DC, D4
	20	41841—63	RIVET, brake lining	63 to * — D, DC, D4
	21	47744—66	BRAKE DISC	66 to * — D, DC, D4
	22	47748—67	BRACKET, brake shoe	67 to * — D, DC, D4
	23	47750—71	BRACKET, brake mounting	Late 71 to * — D, DC, D4
	24	52083—72	CAUTION LABEL, brake adjustment	Late 72 to * — D, DC, D4

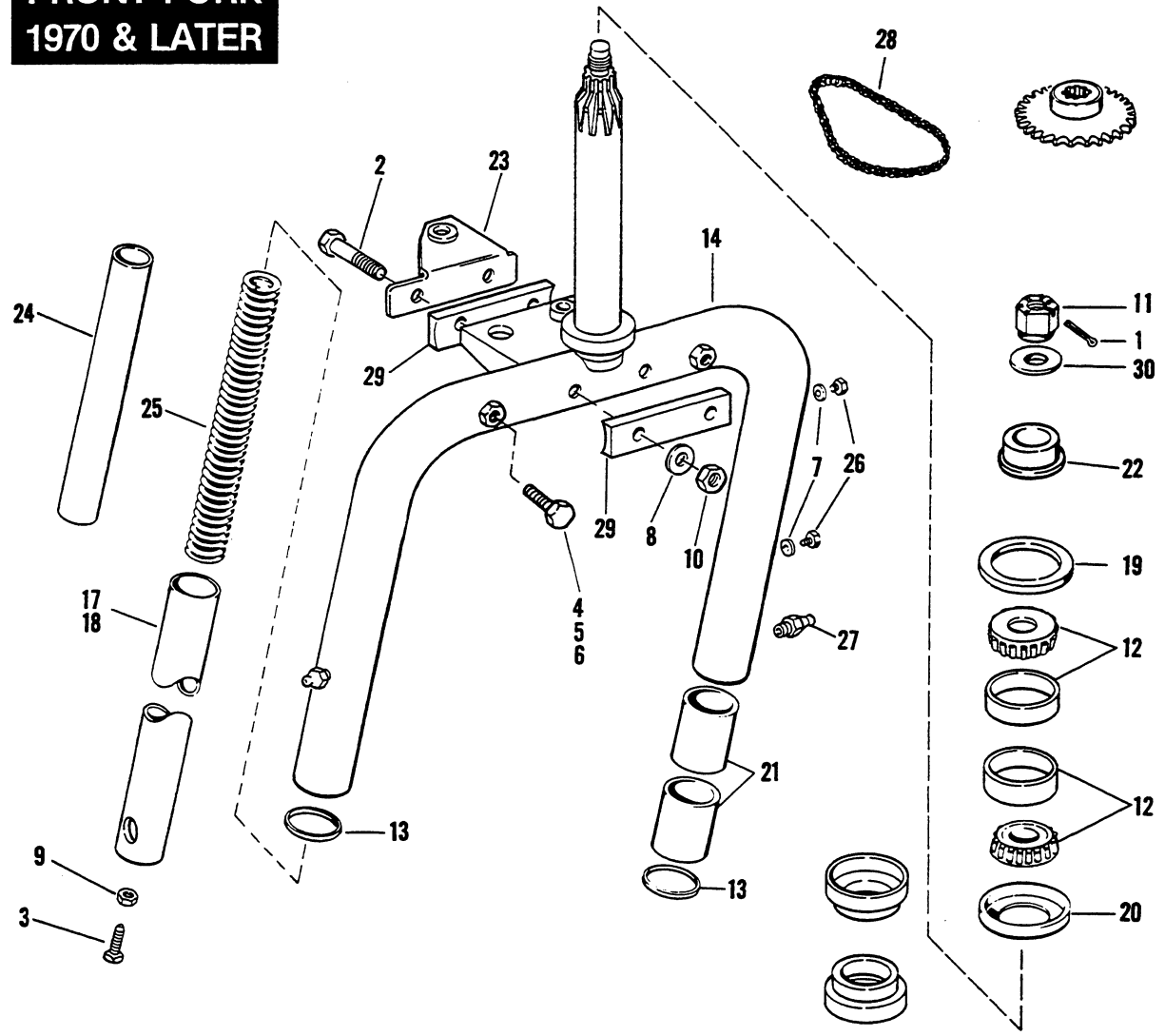


**BRAKE — DC**

RETAIL PRICE	INDEX NO.	PART NO.	N A M E	USED ON
	1	41405—66A	BRAKE DRUM .....	66 to 70 — DC
		41405—70	BRAKE DRUM (lockout hub) .....	Late 70 to 72 — DC
		41405—71	BRAKE DRUM .....	71 & 72 — DC
	2	41657—69	SIDE PLATE, left .....	69 to 72 — DC
		41659—69	SIDE PLATE, right .....	69 to 72 — DC
	3	41665—66	PISTON REPAIR KIT, wheel cylinder .....	69 to 72 — DC
			(includes 2 of each item)	
	4	41723—66	RETAINER KIT, brake shoe (includes 4 of each item) .....	69 to 72 — DC
	5	41732—66	REPAIR KIT, brake adjuster (2 screws, 4 tappets) .....	66 to 72 — DC
	6	41733—66	BRAKE ADJUSTER ASSEMBLY .....	66 to 72 — DC
	7	41739—66	WHEEL CYLINDER ASSEMBLY .....	66 to 72 — DC
	8	41747—66	MOUNTING KIT, wheel cylinder (includes 2 of each item) .....	66 to 72 — DC
	9	41763—66	WHEEL CYLINDER SEAL KIT (includes 2 of each item) .....	66 to 72 — DC
	10	41832—66	SET OF RETURN SPRINGS (includes 2 of each item) .....	66 to 72 — DC
	11	41844—66	SET OF LINED BRAKE SHOES (contains four) .....	66 to 72 — DC
	12	41922—66	OPERATING LEVER .....	66 to 72 — DC

**NOTE:** The parts on this page are no longer available thru Parts & Accessories.

**FRONT FORK  
1970 & LATER**



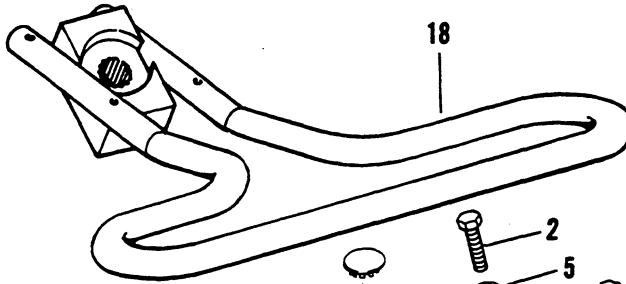
RETAIL PRICE	INDEX NO.	PART NO.	N A M E	USED ON
	1	559	COTTER PIN, 1/8 x 1-1/4	70 to * — D, DC
	2	2828W	BOLT, 3/8-16 x 3 hex. hd. (2)	74 to * — D
	3	3239W	BOLT, 1/4-28 x 3/4 square hd.	70 to * — D, DC
	4	4337W	BOLT, 3/8-24 x 1-1/4 hex. hd. (steering wheel)	70 to 73 — D, DC
	5	4411	BOLT, 3/8-24 x 1-3/4 hex. hd. (steering wheel)	74 to * — D
	6	4412	BOLT, 3/8-24 x 2-1/2 hex. hd. (tiller)	70 to * — D, DC
	7	6218W	WASHER, 1/4 x 7/16 x 1/32 (2 or 4)	70 to 79 — D, DC
	8	6701	WASHER, 3/8 x 13/16 x 1/16 (2)	74 to * — D
	9	7676	NUT, 1/4-28 x 3/16 x 7/16 hex.	70 to * — D, DC
	10	7778	LOCKNUT, 3/8-16 x 7/16 x 9/16 hex. (2)	74 to * — D
	11	7947W	CASTLE NUT, 5/8-18 x 1/2 x 15/16 hex.	70 to * — D, DC
	12	9045	ROLLER BEARING (2)	70 to 78 — D, DC
		9048	CUP, bearing (2)	79 to * — D, D4
		9049	ROLLER BEARING (2)	79 to * — D, D4
	13	12009	OIL SEAL (2)	70 to * — D, DC
	14	45529—74	FORK WITH BUSHINGS	74 to * — D
	17	45593—70	FORK SLIDER, right	70 to * — D, DC
	18	45594—70	FORK SLIDER, left	70 to * — D, DC
	19	45599—63	BEARING GUARD, steering head	70 to * — D, DC
	20	45599—70	BEARING GUARD, steering head	70 to * — D, DC
	21	45630—70	BUSHING, fork tube (4)	70 to * — D, DC
	22	45632—70	SPACER, fork stem (for steering wheel — substitute for sprocket)	70 to * — D, DC
	23	45652—74	BRACKET, fork	74 to * — D
	24	46047—70	LINER, fork spring (2)	70 to * — D, DC
	25	46049—63A	FORK SPRING (2)	70 to * — D, DC
	26	46201—52	FORK PLUG (4)	70 to 79 — D, DC
	27	50972—75	LUBE FITTING (2)	80 to * — D
	28	57012—71	STEERING CHAIN, with connecting link (1.44:1 ratio) (22 pitches)	71 & 72 — D, DC
		57014—71	STEERING CHAIN, with connecting link (2.55:1 ratio) (28 pitches)	71 to 73 — D, DC
	29	57204—74	SPACER (2)	74 to * — D
	30	83975—37A	WASHER, 5/8 x 1-1/2 x 1/16	70 to * — D, DC

**NOTE:** Asterisk (\*) indicates part is used for latest model year shown on cover.

# STEERING TILLER 1973 & EARLIER

16

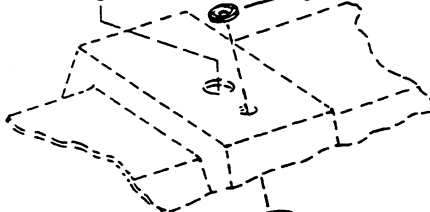
8



18


2

5



14

6



12

12

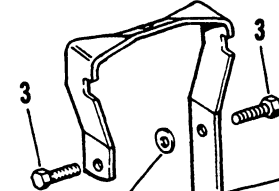
10



12



4



3

3

7

17

3

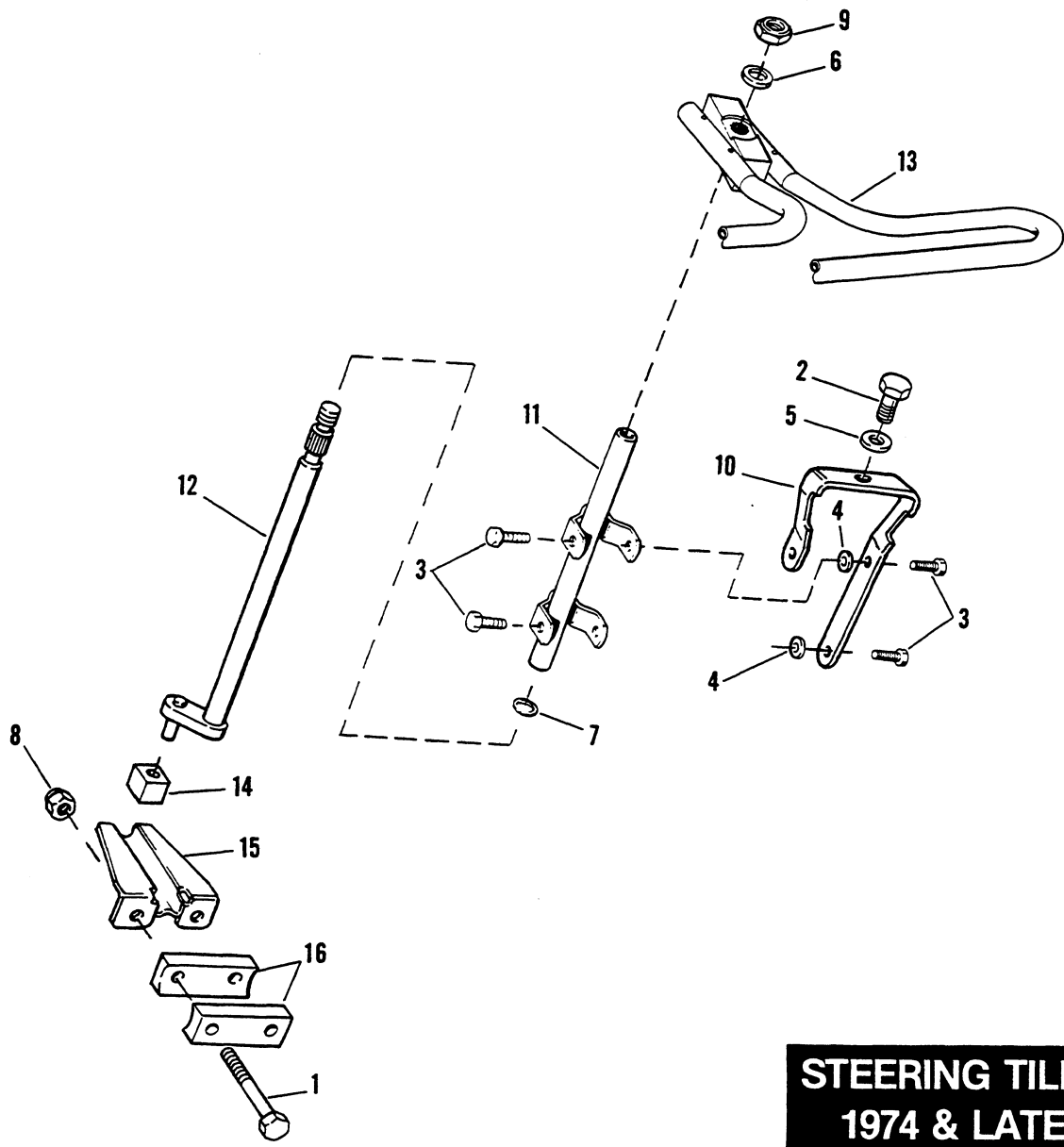
15

11

7

3

RETAIL PRICE	INDEX NO.	PART NO.	N A M E	USED ON
	2	3960W	BOLT, 5/16-24 x 1 hex. hd. ....	63 to 73 — D, DF, DC
	3	4319	BOLT, 3/8-24 x 1 hex. hd. (3) .....	63 to 73 — D, DF, DC
	4	5927	WASHER, 11/32 x 1-1/2 x 3/32 (rubber) (3) .....	63 to 73 — D, DF, DC
	5	6333	WASHER, 5/16 x 7/8 x 5/64 .....	63 to 73 — D, DF, DC
	6	6388HB	WASHER, 3/8 x 3/4 x 1/16 .....	63 to 73 — D, DF, DC
	7	6418B	WASHER, 3/8 x 1-1/8 x 11/64 (2) .....	Late 67 to 73 — D; 69 to 73 — DC
	8	6714W	WASHER, 5/8 x 1 x 1/32 .....	63 to 73 — D, DF, DC
	10	6810B	THRUST WASHER, 3/4 x 1 x 5/8 .....	63 to 73 — D, DF, DC
	11	7038	LOCKWASHER, 3/8 (3 — 1968 & Earlier) (1) .....	63 to 73 — D, DF, DC
	12	7622	PUSH NUT, chain adjuster pin (2) .....	71 to 73 — D, DC
	14	7775	LOCKNUT, 3/8-24 x 7/16 x 9/16 hex. ....	63 to 73 — D, DF, DC
	15	7800W	NUT, 3/8-24 x 5/16 x 9/16 hex. (3 — 1968 & Earlier) (1) .....	63 to 73 — D, DF, DC
	16	7993	LOCKNUT, 5/8-18 x 3/8 x 15/16 hex. ....	63 to 73 — D, DF, DC
	17	45581—67A	BRACKET, steering head (steering wheel) .....	Late 67 to 73 — D; 69 to 73 — DC
		45584—63C	BRACKET, steering head (tiller bar) .....	63 to 73 — D, DF, DC
	18	57026—67	TILLER BAR .....	63 to 73 — D, DF, DC



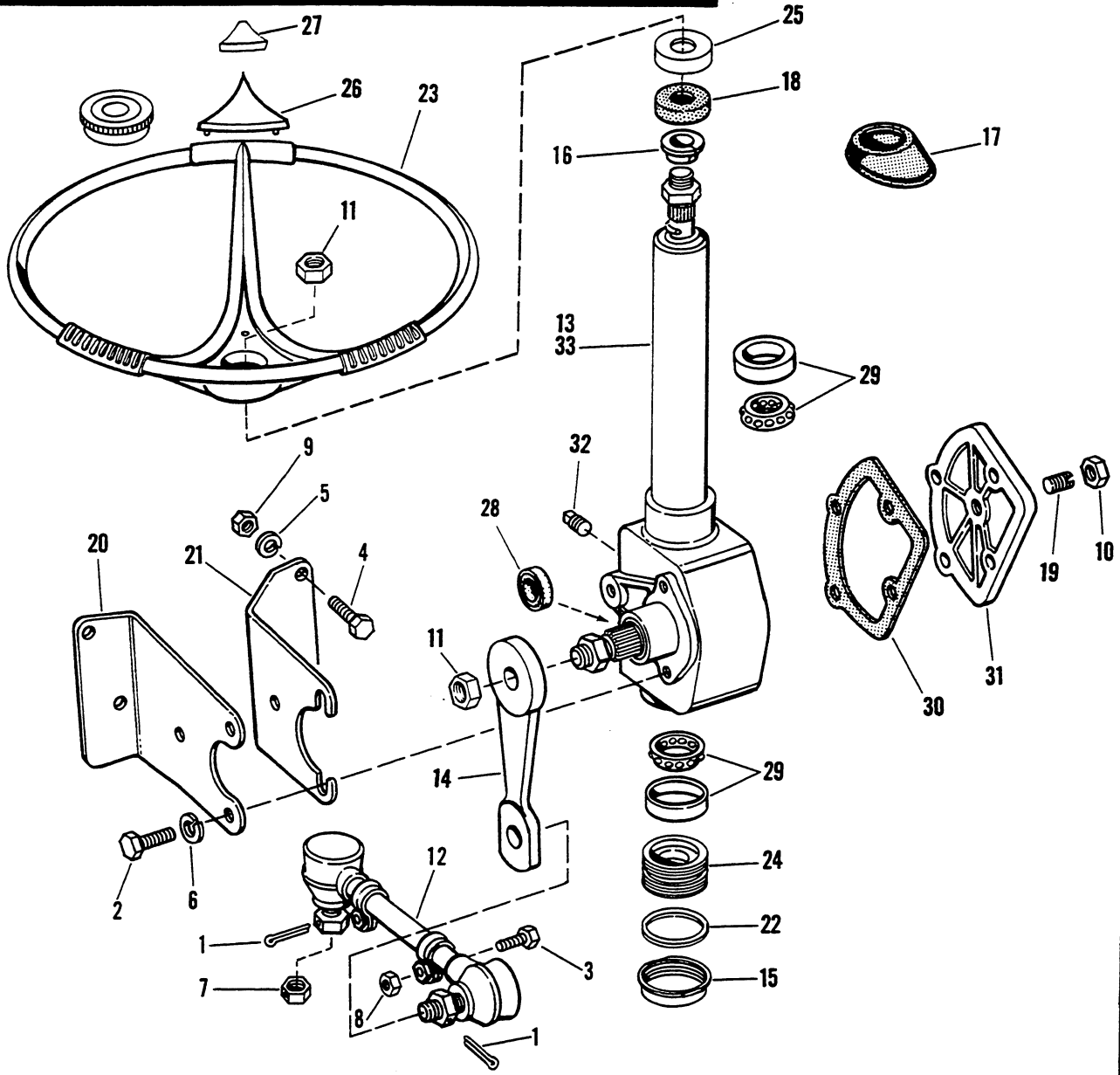
**STEERING TILLER  
1974 & LATER**



RETAIL PRICE	INDEX NO.	PART NO.	N A M E	USED ON
	1	2828W	BOLT, 3/8-16 x 3 hex. hd. (2)	74 to * — D
	2	3960W	BOLT, 5/16-24 x 1 hex. hd.	74 to * — D
	3	4319	BOLT, 3/8-24 x 1 hex. hd. (4)	74 to * — D
	4	6418B	WASHER, 3/8 x 1-1/8 x 11/64 (steering wheel) (2)	74 to * — D
	5	6702	WASHER, 5/16 x 11/16 x 1/16	74 to * — D
	6	6714W	WASHER, 5/8 x 1 x 1/32	74 to * — D
	7	6809	THRUST WASHER, tiller shaft — upper (2)	74 to * — D
	8	7778	LOCKNUT, 3/8-16 x 7/16 x 9/16 hex. (2)	74 to * — D
	9	7993	LOCKNUT, 5/8-18 x 3/8 x 15/16 hex.	74 to * — D
	10	45581—67A	BRACKET, steering head (steering wheel)	74 to * — D
	11	45584—63C	BRACKET, steering head (tiller)	74 to * — D
	12	57011—74	TILLER SHAFT TUBE ASSEMBLY	74 to * — D
		57021—74	TILLER SHAFT	74 to * — D
	13	57026—67	TILLER BAR	74 to * — D
	14	57202—74	SLIDER BLOCK, tiller	74 to * — D
	15	57203—74	CHANNEL, slider block	74 to * — D
	16	57204—74	SPACER (2)	74 to * — D

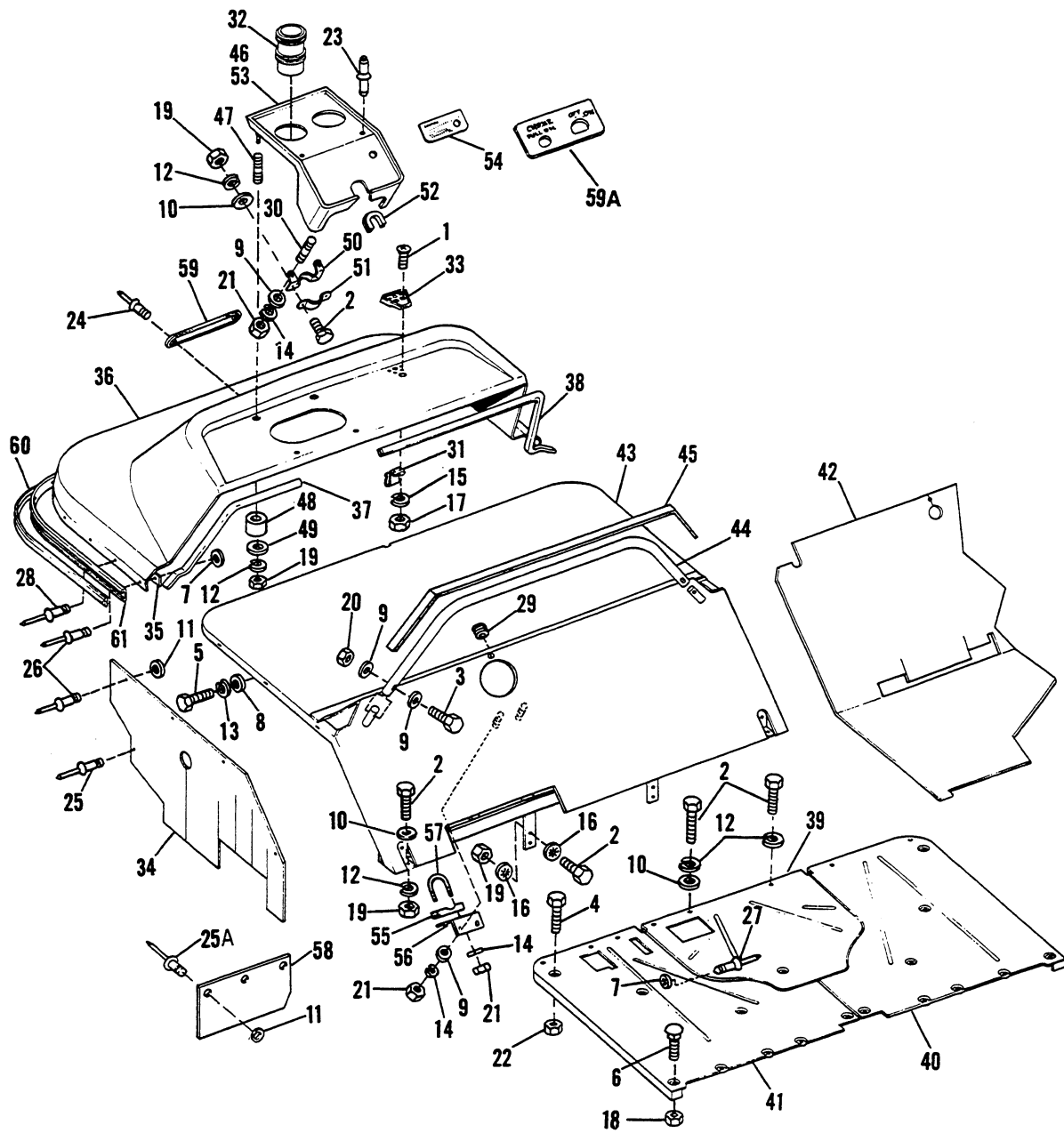
**NOTE:** Asterisk (\*) indicates part is used for latest model year shown on cover.

# STEERING WHEEL AND STEERING GEAR



RETAIL PRICE	INDEX NO.	PART NO.	N A M E	USED ON
	NOTE: Other 4 wheel steering parts are shown in front suspension section.			
	1	559	COTTER PIN, 1/8 x 1-1/4 (2)	Late 67 to * — D; 69 to * — DC
	2	3854	BOLT, 7/16-14 x 1 hex. hd. (3)	Late 67 to * — D; 69 to * — DC
		3858	BOLT, 7/16-14 x 7/8 hex. hd. (3)	72 to * — D4
	3	4020W	BOLT, 5/16-24 x 1-3/8 hex. hd. (2)	Late 67 to * — D; 69 to * — DC
	4	4319	BOLT, 3/8-24 x 1 hex. hd. (6)	Late 67 to * — D; 69 to * — DC
	5	7038	LOCKWASHER, 3/8 (3)	Late 67 to * — D; 69 to * — DC
	6	7039	LOCKWASHER, 7/16 (3)	Late 67 to * — D; 69 to * — DC, D4
	7	7607B	CASTLE NUT, 1/2-20 x 7/16 x 3/4 hex. (2)	Late 67 to * — D; 69 to * — DC, D4
	8	7753	NUT, 5/16-24 x 1/4 x 1/2 hex. (2)	Late 67 to * — D; 69 to * — DC
	9	7800W	NUT, 3/8-24 x 5/16 x 9/16 hex. (3)	Late 67 to * — D; 69 to * — DC
	10	7845	LOCKNUT, 1/2-20 x 7/16 x 3/4 hex.	Late 68 to * — D (Above 68D—10757); 69 to * — DC, D4
	11	7995	NUT, 5/8-18 x 3/8 x 15/16 (2)	Late 67 to * — D; 69 to * — DC, D4
	12	57063—67	TIE ROD, steering arm	Late 67 to * — D; 69 to * — DC
	13	57064—69	STEERING GEAR ASSEMBLY	Late 67 to * — D; 69 to * — DC
	14	57065—67	ARM, steering gear	Late 67 to * — D; 69 to * — DC
	15	57066—68	LOCKNUT, steering gear end cap	Late 68 to * — D (Above Serial No. 68D—10757); 69 to * — DC, D4
	16	57067—68	UPPER NYLON BUSHING, steering shaft	Late 68 to * — D (Above Serial No. 68D—10757); 69 to * — DC, D4
	17	57068—67	RUBBER BOOT, steering column	Late 67 to * — D; 69 to * — DC
	18	57070—68	SPACER, steering column dirt guard	Late 68 to * — D (Above Serial No. 68D—10757); 69 to * — DC, D4
	19	57071—68	ADJUSTING SCREW, steering gear worm	Late 68 to * — D (Above 68D—10757); 69 to * — DC, D4
	20	57072—67	FRONT BRACKET, steering gear	Late 67 to * — D; 69 to * — DC
	21	57073—67	REAR BRACKET, steering gear	Late 67 to * — D; 69 to * — DC
	22	57074—68	SEAL, end cup	Late 68 to * — D (Above 68D—10757); 69 to * — DC, D4
	23	57075—67A	STEERING WHEEL, white	Late 67 to * — D, D4
		57075—69	STEERING WHEEL, black	69 to * — DC
	24	57076—68	END CAP	Late 68 to * — D (Above Serial No. 68D—10757); 69 to * — DC, D4
	25	57077—67	DIRT GUARD, steering gear	Late 67 to * — D; 69 to * — DC, D4
	26	57078—67	COVER, steering wheel hub, white	Late 67 to * — D, D4
	27	57080—67	NAMEPLATE	Late 67 to * — D, D4
	28	57081—67	OIL SEAL, steering shaft	Late 67 to * — D; 69 to * — DC, D4
	29	57082—67	SET OF BEARINGS AND CUPS, worm shaft	Late 67 to * — D; 69 to * — DC, D4
	30	57084—67	GASKET, side cover	Late 67 to * — D; 69 to * — DC, D4
	31	57088—67	SIDE COVER	Late 67 to * — D; 69 to * — DC, D4
	32	57090—67	FILLER PLUG	Late 67 to * — D; 69 to * — DC, D4
	33	57092—72	STEERING GEAR ASSEMBLY	72 to * — D4

# FRONT HOUSING, INSTRUMENT PANEL, FLOOR BOARDS & BEVERAGE HOLDER — D4

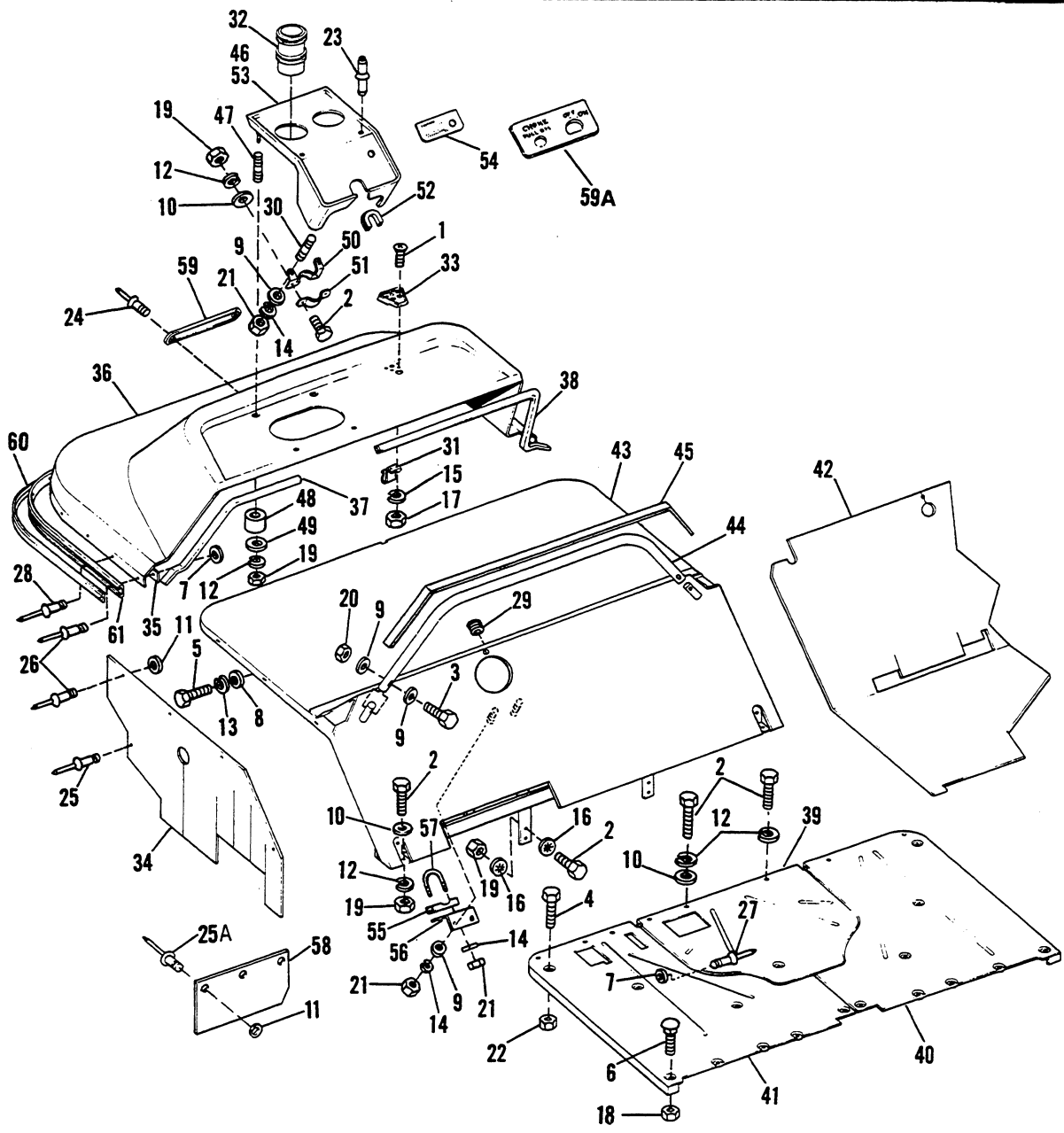


**FRONT HOUSING, INSTRUMENT PANEL, FLOOR BOARDS & BEVERAGE HOLDER — D4 G29**

RETAIL PRICE	INDEX NO.	PART NO.	N A M E	USED ON
	1	2270	SCREW, No. 10-24 x 9/16 (2)	72 to * — D4
	2	3787	BOLT, 1/4-20 x 3/4 hex. hd. (12)	72 to * — D4
	3	4036	BOLT, 5/16-24 x 1-1/2 hex. hd. (2)	72 to * — D4
	4	4376W	BOLT, 1/2-20 x 15/16 hex. hd. (2)	72 to * — D4
	5	4716W	BOLT, 3/8-16 x 1-1/4 hex. hd. (2)	72 to * — D4
	6	5405B	CARRIAGE BOLT, 1/4-20 x 3/4 (14)	72 to * — D4
	7	6150W	WASHER, 3/16 x 3/8 x 1/16 (22)	72 to * — D4
	8	6701	WASHER, 3/8 x 13/16 x 1/16 (2)	72 to * — D4
	9	6702	WASHER, 5/16 x 11/16 x 1/16 (8)	72 to * — D4
	10	6703	WASHER, 1/4 x 5/8 x 1/16 (6)	72 to * — D4
	11	6716	WASHER, 7/32 x 1/2 x 3/64 (2) (mud flap — 3)	72 to * — D4
	12	7036	LOCKWASHER, 1/4 (12)	72 to * — D4
	13	7038	LOCKWASHER, 3/8 (2)	72 to * — D4
	14	7041	LOCKWASHER, 5/16 (6)	72 to * — D4
	15	7069	LOCKWASHER, No. 10 (2)	72 to * — D4
	16	7124	LOCKWASHER, 1/4 internal tooth (6)	72 to * — D4
	17	7620W	NUT, No. 10-24 x 1/8 x 3/8 hex. (2)	72 to * — D4
	18	7686	LOCKNUT, 1/4-20 x 5/16 x 7/16 hex. (14)	72 to * — D4
	19	7688	NUT, 1/4-20 x 1/4 x 1/2 (8)	72 to * — D4
	20	7727	NUT, 5/16-24 x 1/4 x 1/2 (2)	72 to * — D4
	21	7748W	NUT, 5/16-18 x 1/4 x 1/2 hex. (6)	72 to * — D4
	22	7845	NUT, 1/2-20 x 7/16 x 3/4 hex. (2)	72 to * — D4
	23	8209	POP RIVET, countersunk hd. — inst. panel, rear (2)	72 to * — D4
	24	8321	POP RIVET, nameplate (2)	72 to * — D4
	25	8480	POP RIVET, rubber splash shield (8)	72 to * — D4
	25A	8481	POP RIVET, front housing (12)	72 to * — D4
		8488B	POP RIVET, mud flap (3)	Late 72 to * — D4
	26	8641B	POP RIVET, rubber splash shield — upper front (2); support frame — front (2)	72 to * — D4
	27	8685	POP RIVET, floorboards (10)	72 to * — D4
	28	8687	POP RIVET, front housing channel (5)	72 to * — D4
	29	11412	GROMMET, floorboard	72 to * — D4
	30	20014—67	STUD, instrument panel — 5/16-18 threads (2)	72 to * — D4
	31	31412—72	SCORE CARD CLIP	72 to * — D4
	32	31422—72	BEVERAGE HOLDER (2)	72 to * — D4
	33	31423—72	SCORE CARD HOLDER	72 to * — D4
	34	50223—72	SPLASH SHIELD, rubber (2)	72 to * — D4
	35	50228—72	TAPE, front housing — 77 in.	72 to * — D4
	36	50230—79	FRONT HOUSING	72 to * — D4
	37	50309—72	TRIM, front housing — left	72 to * — D4
	38	50310—72	TRIM, front housing — right	72 to * — D4
	39	50522—72	FLOOR PANEL, center	72 to * — D4
	40	50523—72	FLOOR PANEL, right	72 to * — D4
	41	50526—72	FLOOR PANEL, left	72 to * — D4
	42	50538—72B	FLOOR MAT	72 to * — D4
	43	50563—72A	SUPPORT FRAME, front housing	72 to * — D4
	44	50581—72	SUPPORT TUBE, front housing	72 to * — D4
	45	50583—72	TAPE, support tube — 33 in.	72 to * — D4
	46	53233—72	INSTRUMENT PANEL, with studs (with gas gauge hole)	72 to 74 — D4
	47	53238—72	STUD, instrument panel — 1/4-20 threads (2)	72 to * — D4
	48	53239—72	SPACER, instrument panel mounting (2)	72 to * — D4

**NOTE:** Asterisk (\*) indicates part is used for latest model year shown on cover.

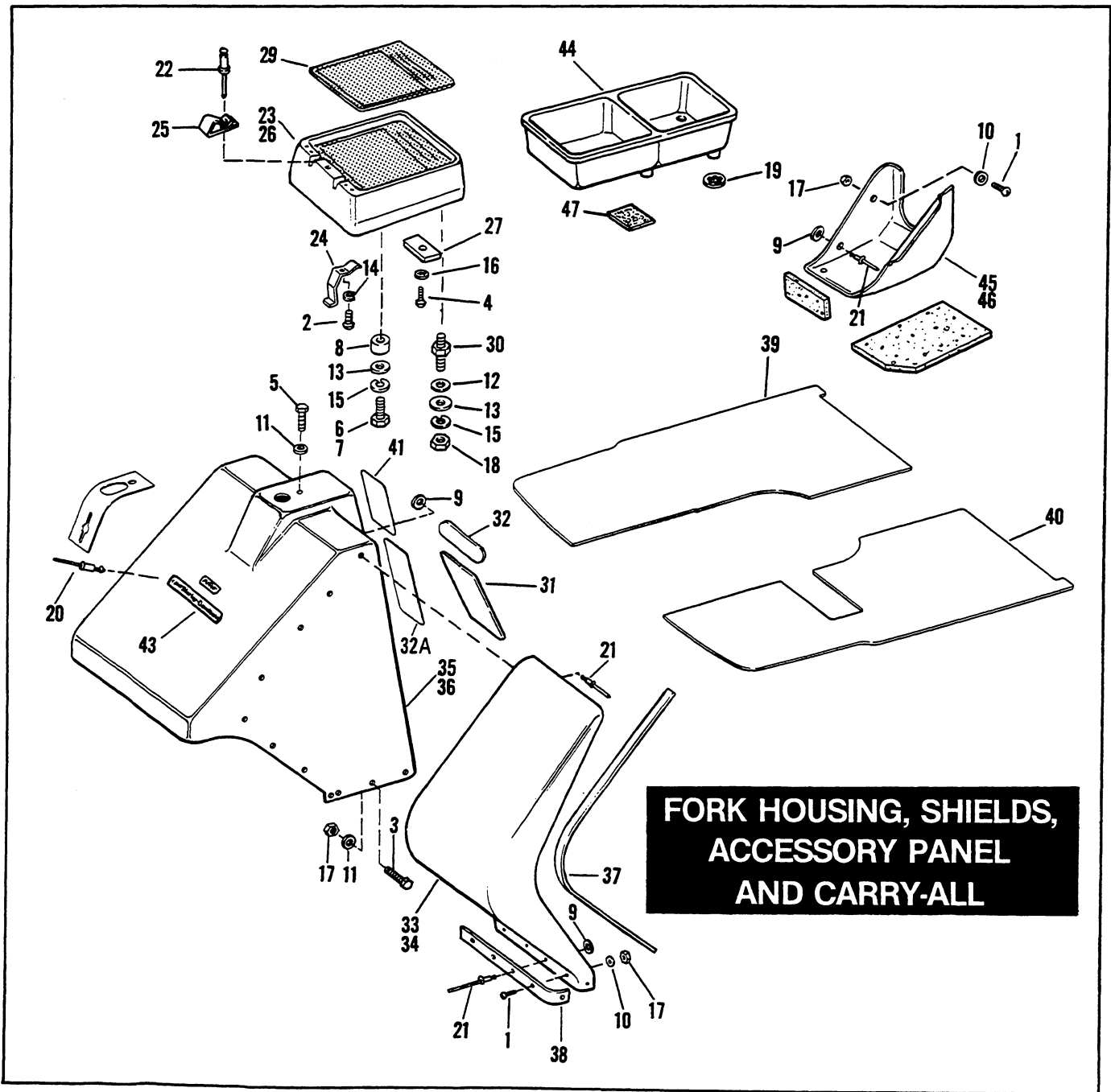
# FRONT HOUSING, INSTRUMENT PANEL, FLOOR BOARDS & BEVERAGE HOLDER — D4



**FRONT HOUSING, INSTRUMENT PANEL, FLOOR BOARDS & BEVERAGE HOLDER — D4 G29-2**

RETAIL PRICE	INDEX NO.	PART NO.	N A M E	USED ON
	49	53240-72	WASHER, instrument panel mounting (2)	72 to * — D4
	50	53241-72	CLAMP, steering column	72 to * — D4
	51	53242-72	CLAMP, steering column	72 to * — D4
	52	53243-72	GASKET TRIM, instrument panel to steering column	72 to * — D4
	53	53244-72B	INSTRUMENT PANEL, with studs (w/o gas gauge hole)	72 to * — D4
	54	53246-72A	INSTRUCTION DECAL, instrument panel	72 to 79 — D4
		53273-80	INSTRUCTION DECAL, instrument panel	80 to * — D4
	55	57022-72	BRACKET, u-bolt — steering column	72 to * — D4
	56	57057-72	BRACKET, steering column to housing	72 to * — D4
	57	57058-72	U-BOLT, steering column support	72 to * — D4
	58	59245-72	MUD FLAP, brake pedal assembly	Late 72 to * — D4
	59	61771-72	NAME PLATE	72 to 78 — D4
	59A	70951-79	PLATE, ignition switch and choke	79 to * — D, D4
	60	88699-72A	VINYL TRIM, front housing	72 to * — D4
	61	88700-72	CHANNEL, front housing vinyl trim	72 to * — D4

**NOTE:** Asterisk (\*) indicates part is used for latest model year shown on cover.



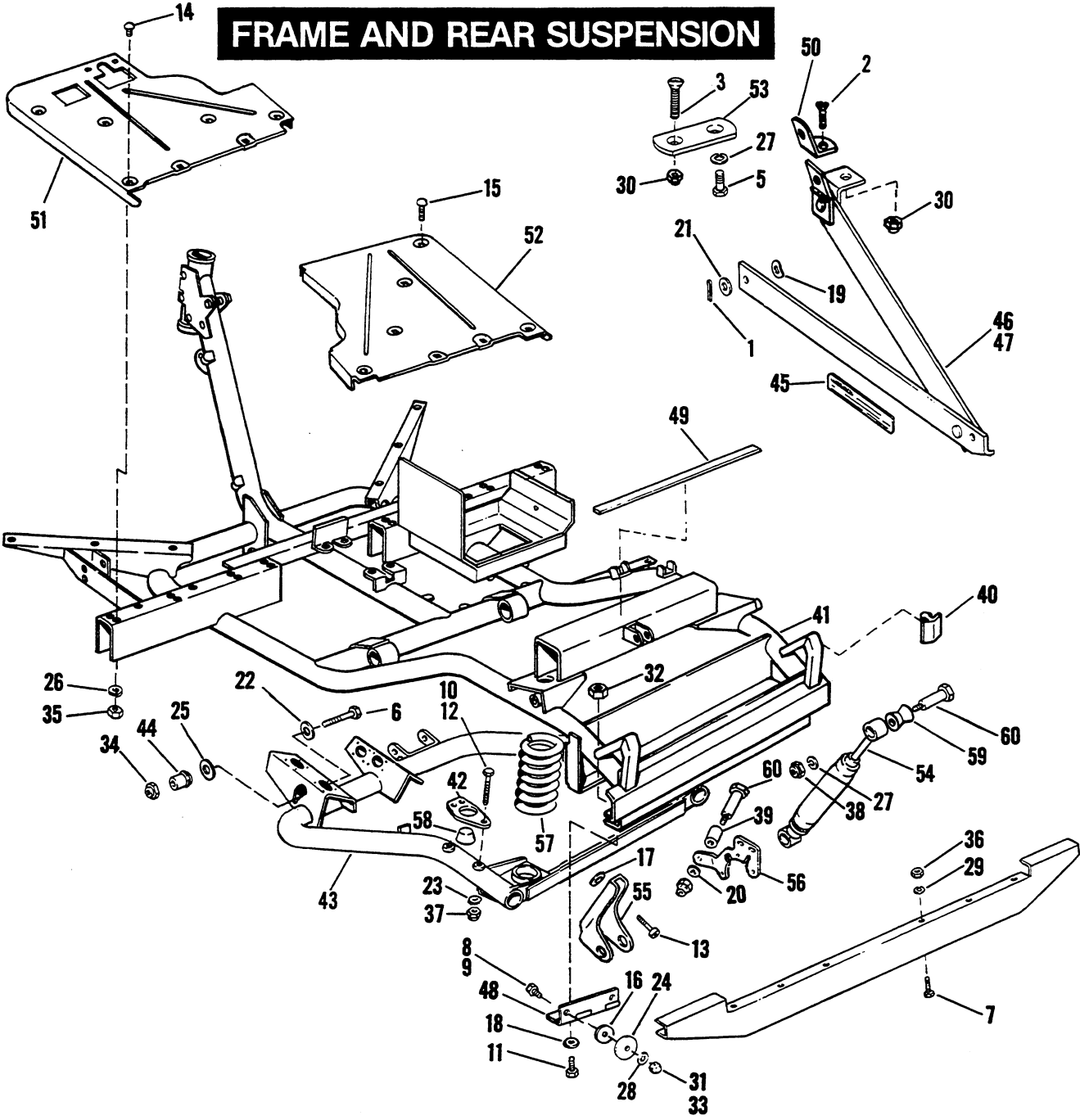
**FORK HOUSING, SHIELDS,  
ACCESSORY PANEL  
AND CARRY-ALL**



<b>RETAIL PRICE</b>	<b>INDEX NO.</b>	<b>PART NO.</b>	<b>N A M E</b>	<b>USED ON</b>
	1	1719W	SCREW, No. 8-32 x 5/8 Phillips hd. (30)	Late 64 to 70 — D, DF, DC
	2	2073W	SCREW, No. 4-24 x 1/4 self tapping rd. hd.	67 to * — D; 69 to 72 — DC
	3	3491	BOLT, No. 8-32 x 5/8 hex. hd. (12)	72 to * — D, DC
	4	3794W	SCREW, 1/4-14 self tapping hex. hd. (2) (tiller)	67 to * — D; 69 to 72 — DC
	5	3960W	BOLT, 5/16-24 x 1 hex. hd.	63 to * — D, DF, DC
	6	3987	BOLT, 5/16-18 x 3/4 hex. hd. (steering wheel)	74 to * — D
	7	4017	BOLT, 5/16-18 x 1 hex. hd. (steering wheel)	Late 67 to 73 — D; 69 to 72 — DC
	8	5919	SPACER, accessory panel (steering wheel)	Late 67 to * — D; 69 to 72 — DC
	9	6150W	WASHER, No. 10 x 3/8 x 1/16 (4 or 24)	71 to * — D
	10	6192	WASHER, No. 8 x 7/16 x 3/64 (28)	Late 64 to 70 — D, DF, DC
	11	6333	WASHER, 5/16 x 7/8 x 5/64	63 to 78 — D, DF, DC
	12	6341B	WASHER, 5/16 x 1-1/8 x 1/16 (steering wheel)	Late 67 to * — D; 69 to 72 — DC
	13	6701	WASHER, 5/16 x 11/16 x 1/16 (2) (steering wheel)	Late 67 to * — D; 69 to 72 — DC
	14	6969	LOCKWASHER, No. 4	67 to * — D; 69 to 72 — DC
	15	7041	LOCKWASHER, 5/16 (2) (steering wheel)	Late 67 to * — D; 69 to 72 — DC
	16	7124	LOCKWASHER, 1/4 internal tooth (2) (tiller)	67 to * — D
	17	7609W	LOCKNUT, No. 8-32 x 3/16 x 3/8 hex. (26)	Late 64 to * — D, DF, DC
	18	7748W	NUT, 5/16-18 x 1/4 x 1/2 hex. (steering wheel)	Late 67 to * — D; 69 to 72 — DC
	19	8112B	PUSH NUT, carry-all (4)	72 to 80 — D; 72 to * D4
	20	8321	POP RIVET, nameplate (2)	71 to * — D, DC
	21	8685	POP RIVET, (4 or 24)	71 to * — D
	22	8692	POP RIVET, score card clip (2)	80 to * — D
	23	31400—67B	ACCESSORY PANEL (steering wheel)	Late 67 to 79 — D; 69 to 72 — DC
		31401—67A	ACCESSORY PANEL, complete	70 to 72 — DC
		31404—80	ACCESSORY PANEL, steering wheel	80 to * — D4
		31406—67	ACCESSORY PANEL, complete (tiller)	67 to 69 — D, DC; 70 to * — D
	24	31407—67	PENCIL AND SCORE CARD CLIP	67 to * — D, DC
	25	31407—80	SCORE CARD CLIP (2)	80 to * — D
	26	31414—80	ACCESSORY PANEL, complete	80 to * — D
	27	31415—67	MOUNTING PLATE (2) (tiller)	67 to * — D, DC
	29	31418—67A	PLASTIC COVER	67 to 72 — DC; 67 to * — D
	30	31419—67	STUD, accessory panel (steering wheel)	Late 67 to * — D; 69 to 72 — DC
	31	33214—67D	INSTRUCTION PLATE	67 to * — D
	32	33798—67A	INSTRUCTION PLATE, "forward — reverse"	67 to * — D; 69 to 72 — DC
	32A	46939—80	WARNING LABEL, "For Personal Safety," etc.	80 to * — D
	33	50253—66B	SHIELD, left	66 to * — D, DC
	34	50255—66B	SHIELD, right	66 to * — D, DC
	35	50260—66B	FORK HOUSING	67 to 78 — D; 69 to 72 — DC
	36	50260—79	FORK HOUSING	79 to * — D
	37	50302—79	TRIM, front shield (2)	79 to * — D
		50303—66A	TRIM STRIP, front shield (2)	66 to 78 — D, DC
	38	50304—66	REINFORCEMENT, shields (2)	66 to * — D, DC
	39	50528—67A	FLOOR MAT, right shield & floorboard	67 to * — D; 69 to 72 — DC
	40	50529—67B	FLOOR MAT, left shield & floorboard	67 to * — D; 69 to 72 — DC
	41	53274—80	DECAL, operating instructions	80 to * — D
	43	61771—72	NAME PLATE	72 to 78 — D, DC
	44	64001—72A	CARRY-ALL (between seats)	72 to 80 — D; 72 to * — D4
	45	64003—67	CARRY-ALL, right	67 to 71 — D
	46	64004—67	CARRY-ALL, left	67 to 71 — D
	47	64009—63	PAD, carry-all (2 — 1972 & later)	72 to * — D, D4

**NOTE:** Asterisk (\*) indicates part is used for latest model year shown on cover.

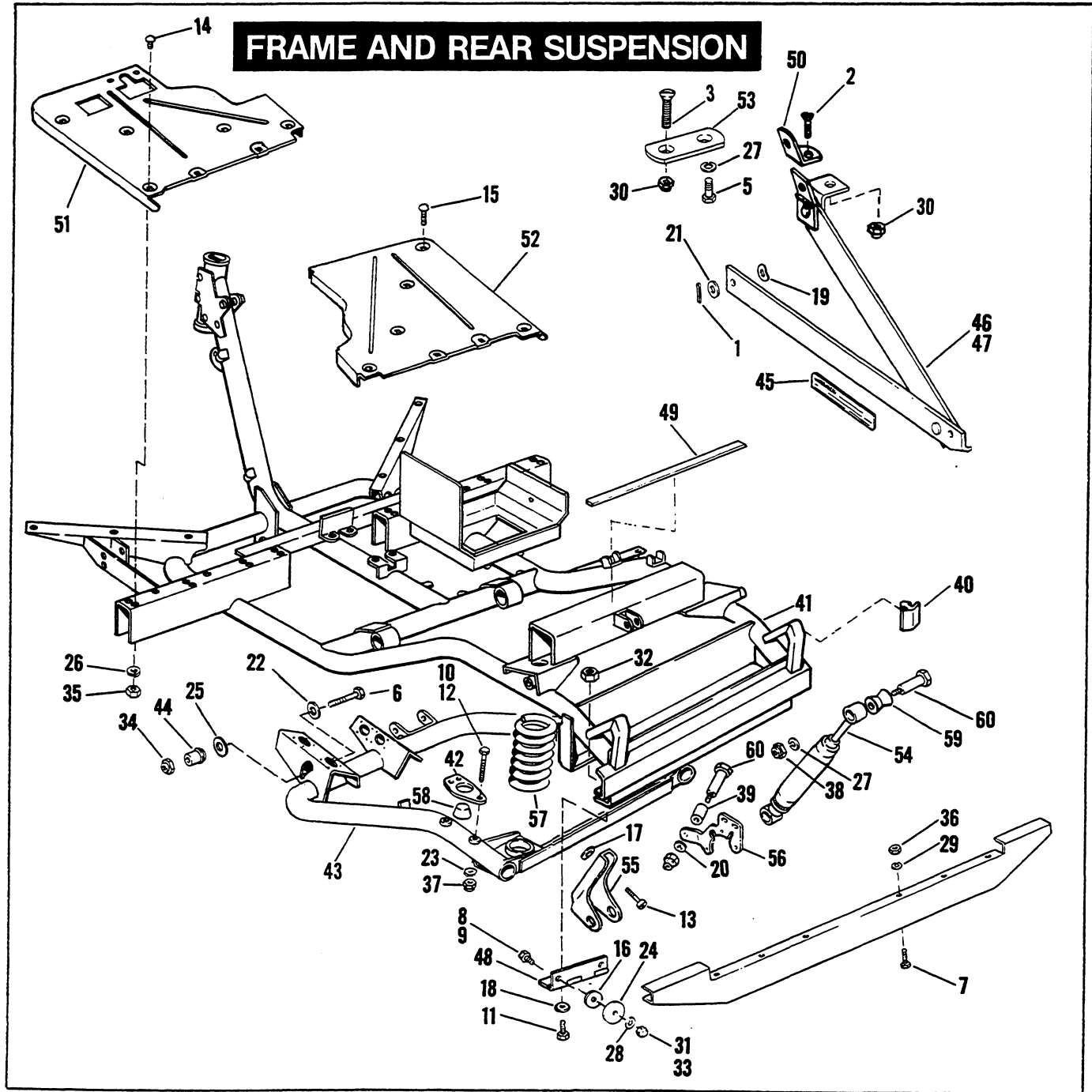
# FRAME AND REAR SUSPENSION



RETAIL PRICE	INDEX NO.	PART NO.	N A M E	USED ON
	1	515	COTTER PIN, 1/16 x 3/4 (2)	66 to * — D, DC, D4
	2	1357W	SCREW, 1/4-20 x 7/8 Phillips hd. (4)	67 to * — D, D4
	3	2360	SCREW, 1/4-20 x 1-1/4 Pozidriv oval ctsk. hd. (4)	66 — D
	5	3728	BOLT, 1/4-20 x 1/2 hex. hd. (5)	66 — D
	6	3950	BOLT, 1/2-20 x 4-1/4 hex. hd. (2)	66 to * — D, DC, D4
	7	3959	BOLT, 5/16-18 x 9/16 hex. hd. (2)	65 & 66 — DC
	8	4014	BOLT, 5/16-24 x 1-1/4 hex. hd. (4)	63 to Early 72 — D, DF
	9	4017	BOLT, 5/16-18 x 1 hex. hd. (4)	Late 72 to * — D; Late 72 to 80 — D4
	10	4333	BOLT, 3/8 x 24 x 5 hex. hd. (4)	78 to * — D, D4
	11	4391	BOLT, 5/16-24 x 5/8 hex. hd. (4)	63 to * — D, DF, DC, D4
	12	4434W	BOLT, 3/8-24 x 3-1/4 hex. hd. (4)	66 to 77 — D, DC, D4
	13	4733	SCREW, 5/16-18 x 1 hex. sock. hd.	66 to * — D, DC, D4
	14	5405B	CARRIAGE BOLT, 1/4-20 x 3/4 (10)	63 to * — D, DF, DC
	15	5406B	CARRIAGE BOLT, 1/4-20 x 1-1/8 (2)	63 to 69 — D, DF, DC
	16	5927	RUBBER WASHER, 11/32 x 1-1/2 x 3/32 (4)	63 to * — D, DF, D4
	17	6314W	WASHER, 5/16 x 9/16 x 1/8 (2)	74 to * — D, D4
	18	6332B	WASHER, 5/16 x 15/16 x 1/16 (4)	63 to * — D, DF, DC, D4
	19	6403B	SPRING WASHER, 3/8 x 5/8 x 1/32 (2)	71 to * — D, DC, D4
	20	6416	WASHER, 3/8 x 1 x 5/64	78 to * — D, D4
	21	6440B	WASHER, 13/32 x 5/8 x 1/32 (2)	66 to * — D, DC, D4
	22	6568B	WASHER, 1/2 x 13/16 x 1/8 (2)	66 to * — D, DC, D4
	23	6607W	WASHER, 3/8 x 29/32 x 5/32	78 to * — D, D4
	24	6678W	WASHER, 5/16 x 1-1/2 x 3/16 (4)	63 to * — D, DF, D4
	25	6684	WASHER, 7/8 x 2-1/8 x 1/32 (nylon) (2)	66 to * — D, DC, D4
	26	7036	LOCKWASHER, 1/4 (12)	63 to * — D, DF, DC
	27	7068	LOCKWASHER, 1/2 (2)	66 to * — D, DC, D4
	28	7127	LOCKWASHER, 5/16 internal tooth (4)	63 to 67 — D, DF
	29	7232	LOCKWASHER, 5/16 external tooth (2)	65 & 66 — DC
	30	7686	LOCKNUT, 1/4-20 x 5/16 x 7/16 (4)	63 to * — D, DF
	31	7725	LOCKNUT, 5/16-24 x 11/32 x 1/2 hex. (4)	63 to Early 72 — D, DF
	32	7727	LOCKNUT, 5/16-24 x 1/4 x 1/2 hex. (4)	63 to * — D, DF, DC, D4
	33	7740	LOCKNUT, 5/16-18 x 1/4 x 1/2 hex. (4)	Late 72 to * — D, D4
	34	7741	LOCKNUT, 1/2-20 x 1/2 x 3/4 hex. (2)	66 to * — D, DC, D4
	35	7742	LOCKNUT, 1/4-20 x 7/32 x 7/16 hex. (14)	63 to * — D, DF, DC
	36	7748W	NUT, 5/16-18 x 1/4 x 1/2 hex. (2)	65 & 66 — DC
	37	7775	LOCKNUT, 3/8-24 x 7/16 x 9/16 hex. (4)	66 to * — D, DC, D4
	38	7845	NUT, 1/2-20 x 3/4 x 7/16 hex. (2)	66 to * — D, DC, D4
	39	24794—67	SPACER	77 & 78 — D, D4
	40	44908—74	CUSHION, frame to body — rear (2)	74 to * — D, D4
	41	47017—75	FRAME	75 to 79 — D
		47017—80A	FRAME	80 to * — D
		47088—75	FRAME	75 to 79 — D4
		47088—80A	FRAME	80 to * — D4
	42	47300—66A	BUMPER PLATE (2)	66 to * — D, DC, D4
	43	47459—70	REAR FORK, complete	Late 70 to * — D, DC, D4

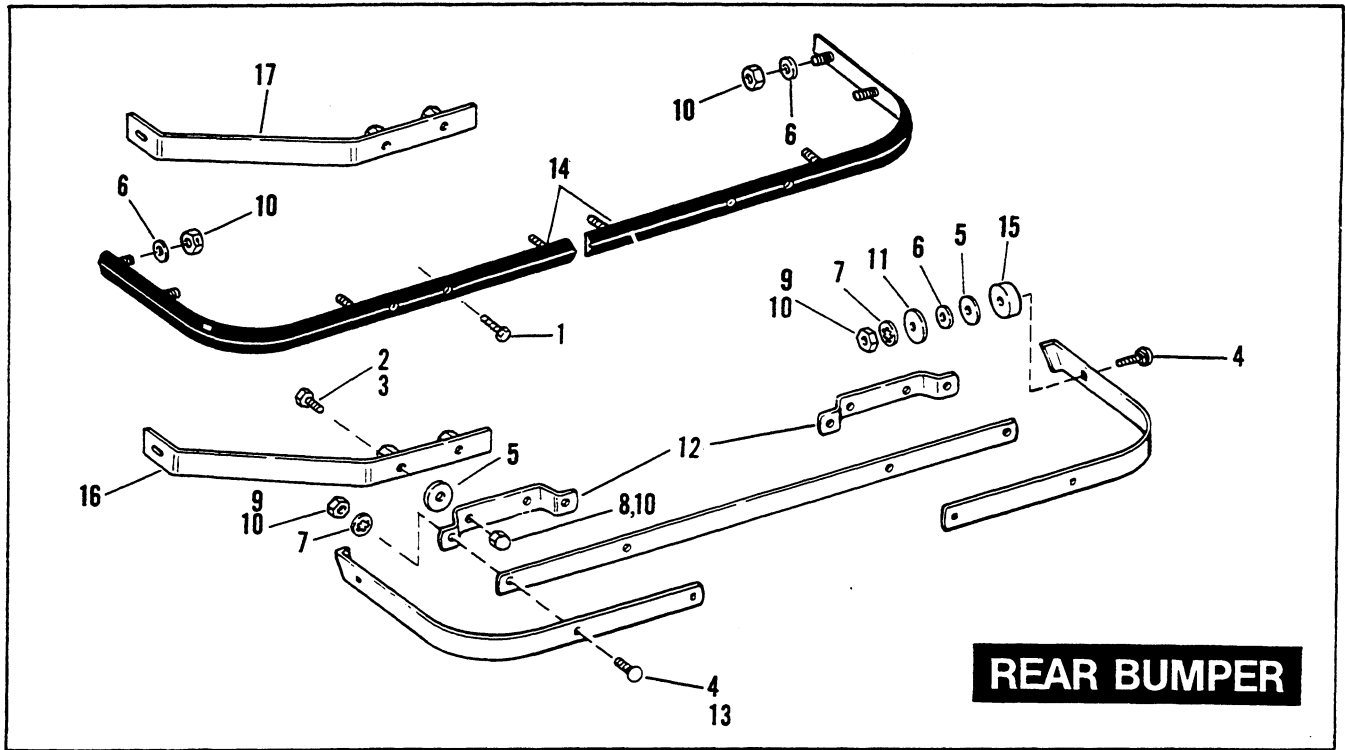
NOTE: Asterisk (\*) indicates part is used for latest model year shown on cover.

# FRAME AND REAR SUSPENSION



<b>RETAIL PRICE</b>	<b>INDEX NO.</b>	<b>PART NO.</b>	<b>N A M E</b>	<b>USED ON</b>
	44	47524-66	BUSHING, rear fork (2) .....	66 to * - D, DC, D4
	45	50225-73	WARNING LABEL .....	73 to * - D, D4
	46	50243-67	BODY SUPPORT, left .....	67 to * - D, D4
	47	50244-67	BODY SUPPORT, right .....	67 to 80 - D, D4
	48	50271-65	BODY HINGE (2) .....	65 to * - D, DF, D4
	49	50275-66	BODY CUSHION (2) .....	66 to * - D, DC, D4
	50	50277-67	REINFORCEMENT, body support (2) .....	67 to * - D, D4
	51	50514-70	FLOOR PANEL, left .....	67 to * - D; 69 to * - DC
	52	50523-72	FLOOR PANEL, right .....	73 to * - D
	53	53491-65	REINFORCEMENT (2) .....	66 - D
	54	54513-66	SHOCK ABSORBER .....	66 to Early 73 - D; 66 to 68 - DC
		54513-73	SHOCK ABSORBER .....	Late 73 to * - D, D4
		54514-66	SHOCK ABSORBER .....	69 to 72 - DC
		54521-72	SHOCK ABSORBER .....	72 to Early 73 - D4
	55	54524-73	LOWER BRACKET, shock absorber .....	Late 73 to * - D, D4
	56	54524-77	LOWER BRACKET, shock absorber (Peerless) .....	Late 77 & 78 - D, D4
	57	54566-73	REAR SPRING (2) .....	Late 73 to * - D, D4
	58	83004-72	RUBBER BUMPER (2) .....	72 to 80 - D, DC, D4
		83004-80	RUBBER BUMPER (2) .....	81 to * - D, D4
	59	85210-42A	RUBBER BUSHING (2) .....	66 to Early 71 - D, DC
	60	85213-42A	SHOULDER BOLT, shock absorber (2) .....	66 to * - D, DC, D4

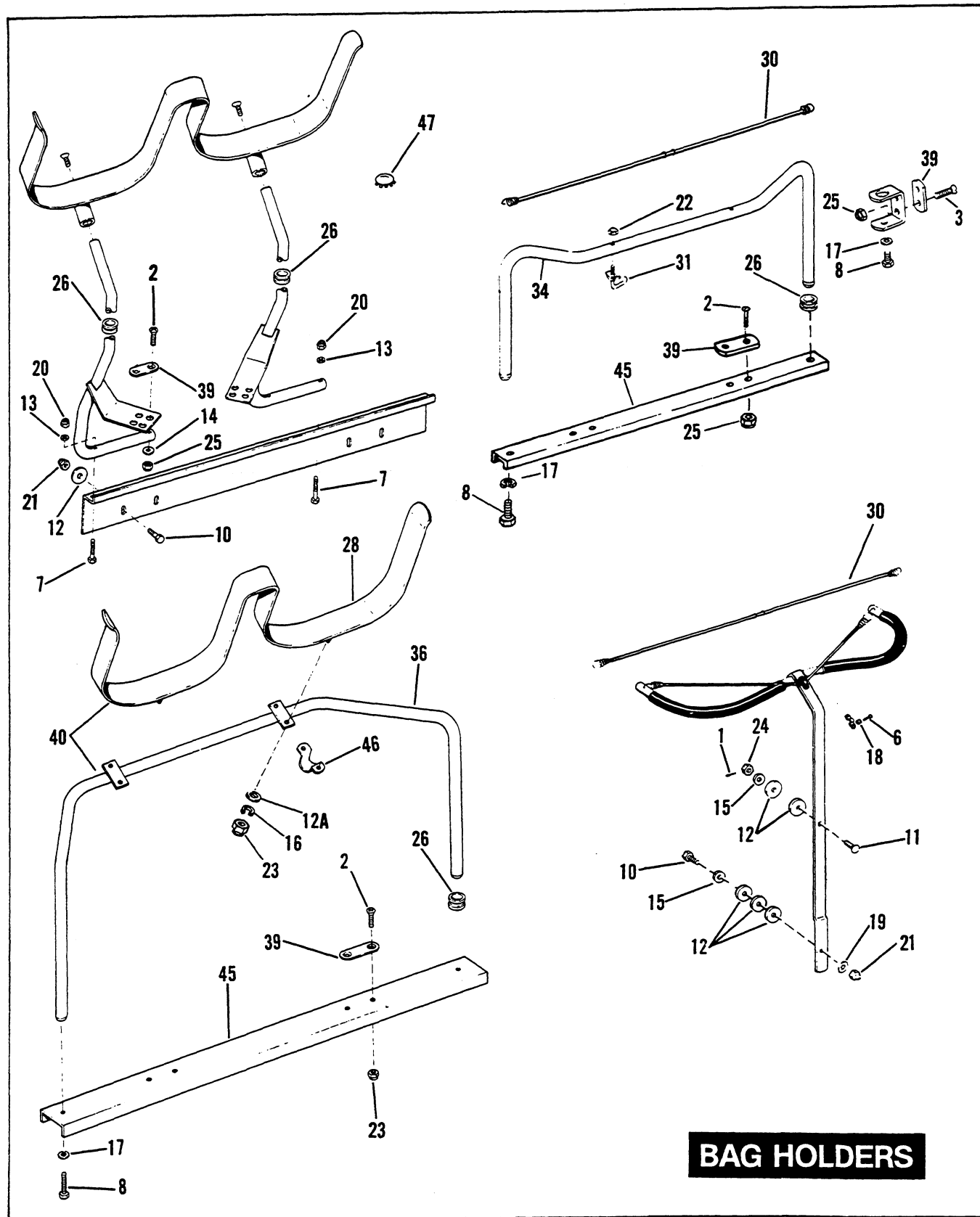
**NOTE:** Asterisk (\*) indicates part is used for latest model year shown on cover.



# REAR BUMPER

RETAIL PRICE	INDEX NO.	PART NO.	N A M E	USED ON
	1	2784	SCREW, 5/16-18 x 7/8 truss hd. (4)	80 to * — D, D4
	2	4014W	BOLT, 5/16-24 x 1-1/4 hex. hd. (4)	63 to Early 72 — D, DF
	3	4017	BOLT, 5/16-18 x 1 hex. hd. (4)	Late 72 to 73 — D, D4
	4	5450C	CARRIAGE BOLT, 5/16-18 x 1-1/2 (6) (2 — late 72 & 73)	63 to 73 D, DF, D4
	5	5927	RUBBER WASHER, 11/32 x 1-1/2 x 3/32 (6)	63 to 73 — D, DF, D4
	6	6702	WASHER, 5/16 x 11/16 x 1/16 (2)	Late 69 to * — D, DF, D4
	7	7127	LOCKWASHER, 5/16 internal tooth (6)	63 to 67 — D, DF
	8	7725	LOCKNUT, 5/16-24 x 11/32 x 1/2 hex. (4)	63 to 73 — D, DF, D4
	9	7739	LOCKNUT, 5/16-18 x 11/32 x 1/2 hex. (6)	63 to Early 72 — D, DF
	10	7740	LOCKNUT, 5/16-18 x 1/4 x 1/2 hex. (10)	Late 72 to 73 — D, D4
	11	31067—63	STEEL WASHER, rear bumper mounting (at sides)(2)	63 to 73 — D, DF, D4
	12	44911—63	REAR BUMPER BRACKET (2)	63 to 73 — D, DF, D4
	13	44912—63A	CARRIAGE BOLT, 5/16-18 x 1-1/8 (4)	Late 72 to 73 — D, D4
	14	44913—74A	BUMPER (2) (74 thru 79 also order 4-2784 screws)	74 to * — D, D4
	15	44917—63	SPACER, rear bumper mounting (at sides) (2)	63 to 73 — D, DF, D4
	16	50347—69	BRACKET, body reinforcement (2)	Late 69 to 79 — D, D4
	17	50347—80	BRACKET, body reinforcement (2)	80 to * — D, D4

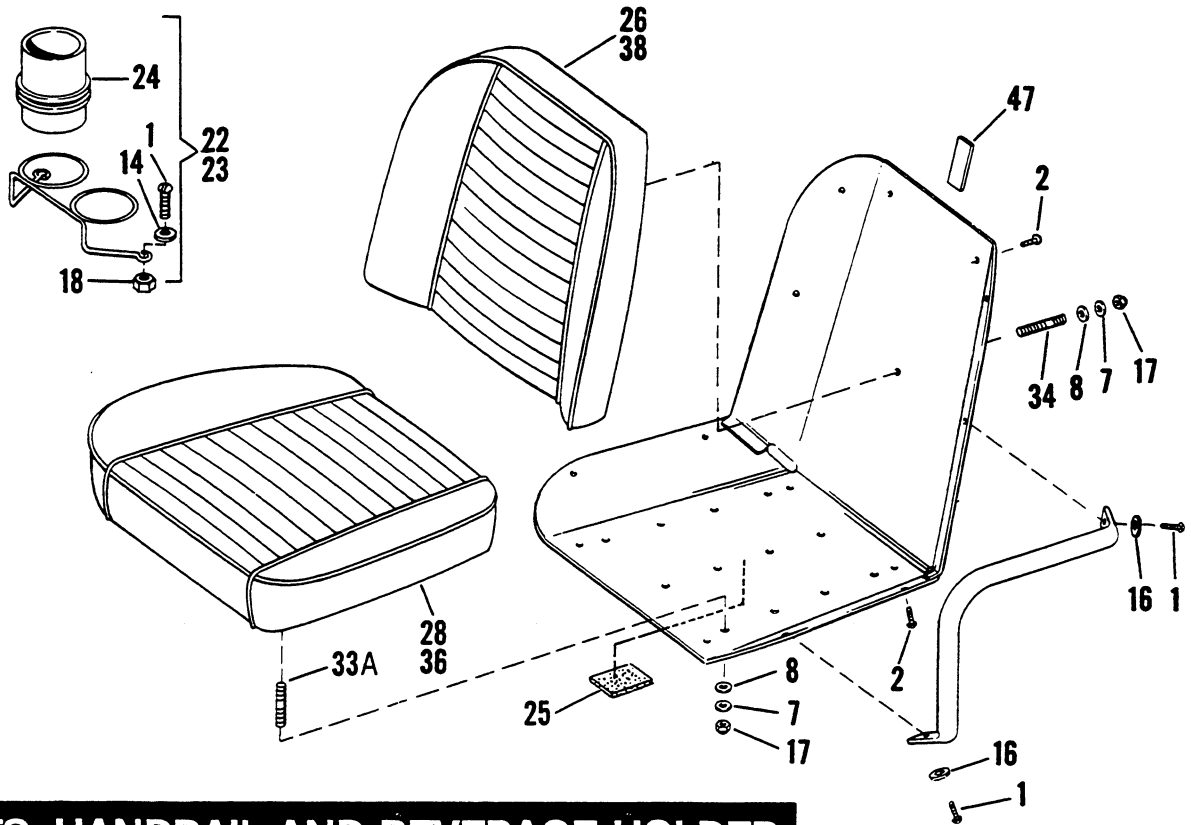
**NOTE:** Asterisk (\*) indicates part is used for latest model year shown on cover.



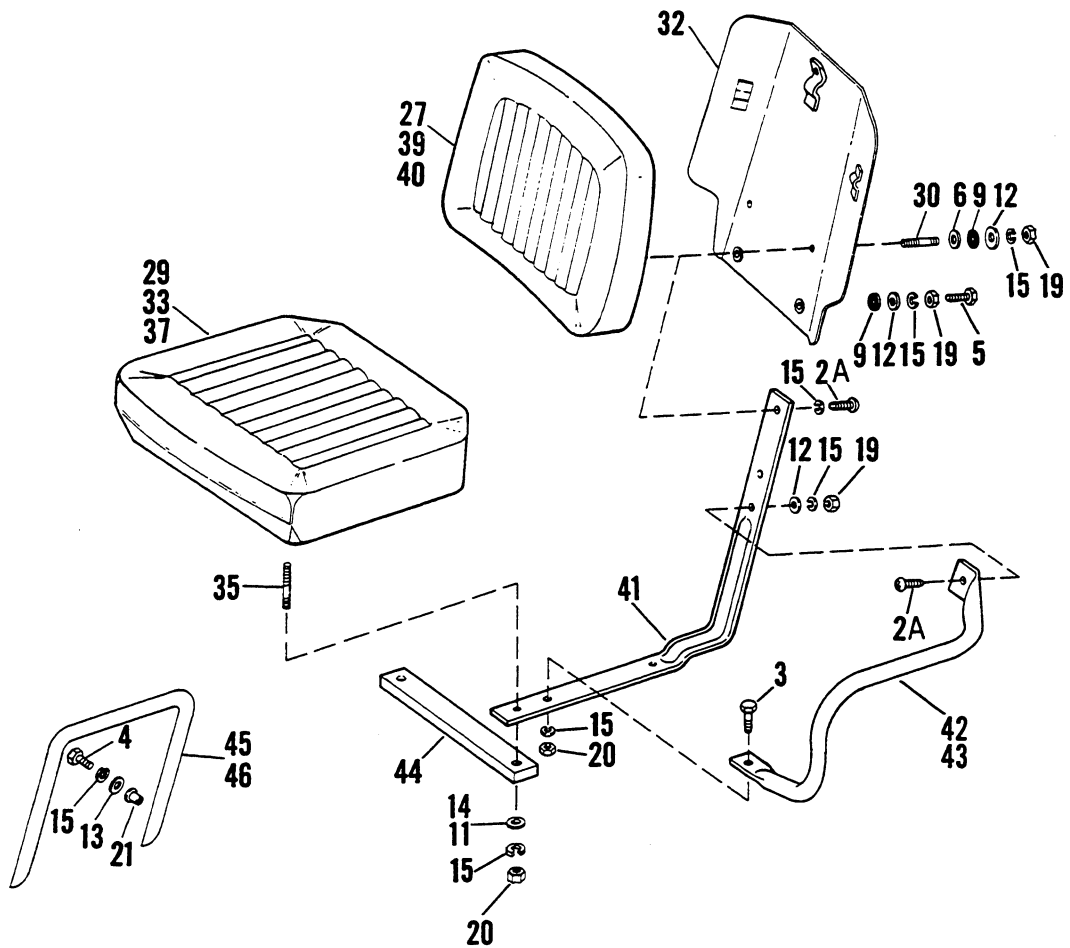


<b>RETAIL PRICE</b>	<b>INDEX NO.</b>	<b>PART NO.</b>	<b>N A M E</b>	<b>USED ON</b>
	1	515	COTTER PIN, 1/16 x 3/4	63 & 64 — D
	2	1357W	SCREW, 1/4-20 x 7/8 Phillips hd. (8)	67 to * — D, D4
	3	2360	SCREW, 1/4-20 x 1-1/4 Pozidriv oval ctsk. hd. (4)	65 & 66 — D
	6	2630W	SCREW, No. 8-32 x 5/16 self tapping rd. hd. (2)	63 & 64 — D
	7	3842	BOLT, 1/4-28 x 1-1/2 hex. hd. (2)	70 — D
	8	3974HW	BOLT, 5/16-24 x 3/4 hex. hd. (2)	65 to * — D, D4
	10	4014W	BOLT, 5/16-24 x 1-1/4 hex. hd. (1 - 63 & 64) (4-70)	63, 64 & 70 — D
	11	5450C	CARRIAGE BOLT, 5/16-18 x 1-1/2	63 & 64 — D
	12	5927	RUBBER WASHER, 11/32 x 1-1/2 x 3/32 (9)	63 & 64 — D; 70 — D
12A	6228W	WASHER, 1/4 x 1/2 x 1/16 (4)	71 to * — D, D4	
	13	6240B	WASHER, 1/4 x 9/16 x 1/16 (4)	70 — D
	14	6333	WASHER, 5/16 x 7/8 x 5/64 (4)	70 — D
	15	6341B	WASHER, 5/16 x 1-1/8 x 1/16 (2)	63 & 64 — D
	16	7036	LOCKWASHER, 1/4 (4)	67 to * — D, D4
	17	7041	LOCKWASHER, 5/16 (2)	65 to * — D, D4
	18	7115	LOCKWASHER, No. 8 internal tooth (2)	63 & 64 — D
	19	7127	LOCKWASHER, 5/16 internal tooth	63 & 64 — D
	20	7683	LOCKNUT, 1/4-28 x 5/16 x 7/16 hex. (4)	70 — D
	21	7725	LOCKNUT, 5/16-24 x 11/32 x 1/2 hex. (4)	70 — D
	22	7736	ACORN NUT, 5/16-24 (2)	63 to * — D, D4
	23	7737W	ACORN NUT, 1/4-20 (4)	67 to * — D, D4
	24	7739	LOCKNUT, 5/16-18 x 11/32 x 1/2 hex.	63 & 64 — D
	25	7742	LOCKNUT, 1/4-20 x 7/32 x 7/16 hex. (4)	66 to * — D, D4
	26	11422	GROMMET, bag rack (2)	65 to * — D, D4
	28	53470—71	CARRIER, bag holder	67 to * — D, D4
	30	53486—63A	CORD, bag holder	63 to 70 — D
	31	53487—65	HOOK, bag holder (2)	65 to * — D, D4
	34	53488—67	BAG HOLDER (less hooks)	67 to * — D, D4
			NOTE: for complete hook type bag carrier order:	
			53488—67 BAG HOLDER	
			53487—65 HOOKS (2)	
			7736 NUTS (acorn) (2)	
	36	53488—71	BAG HOLDER ASSEMBLY (cradle type)	67 to * — D, D4
	39	53491—65	REINFORCEMENT (4)	65 to * — D, D4
	40	53493—71	BAG HOLDER (cradle type), complete	67 to * — D, D4
	45	53496—67	BRACKET, bag holder	67 to * — D, D4
	46	53498—71	SUPPORT BRACKET, bag holder (2)	67 to Late 79 — D, D4
	47	67830—59	CHROME HOLE PLUG (2)	67 to 70 — D

**NOTE:** Asterisk (\*) indicates part is used for latest model year shown on cover.

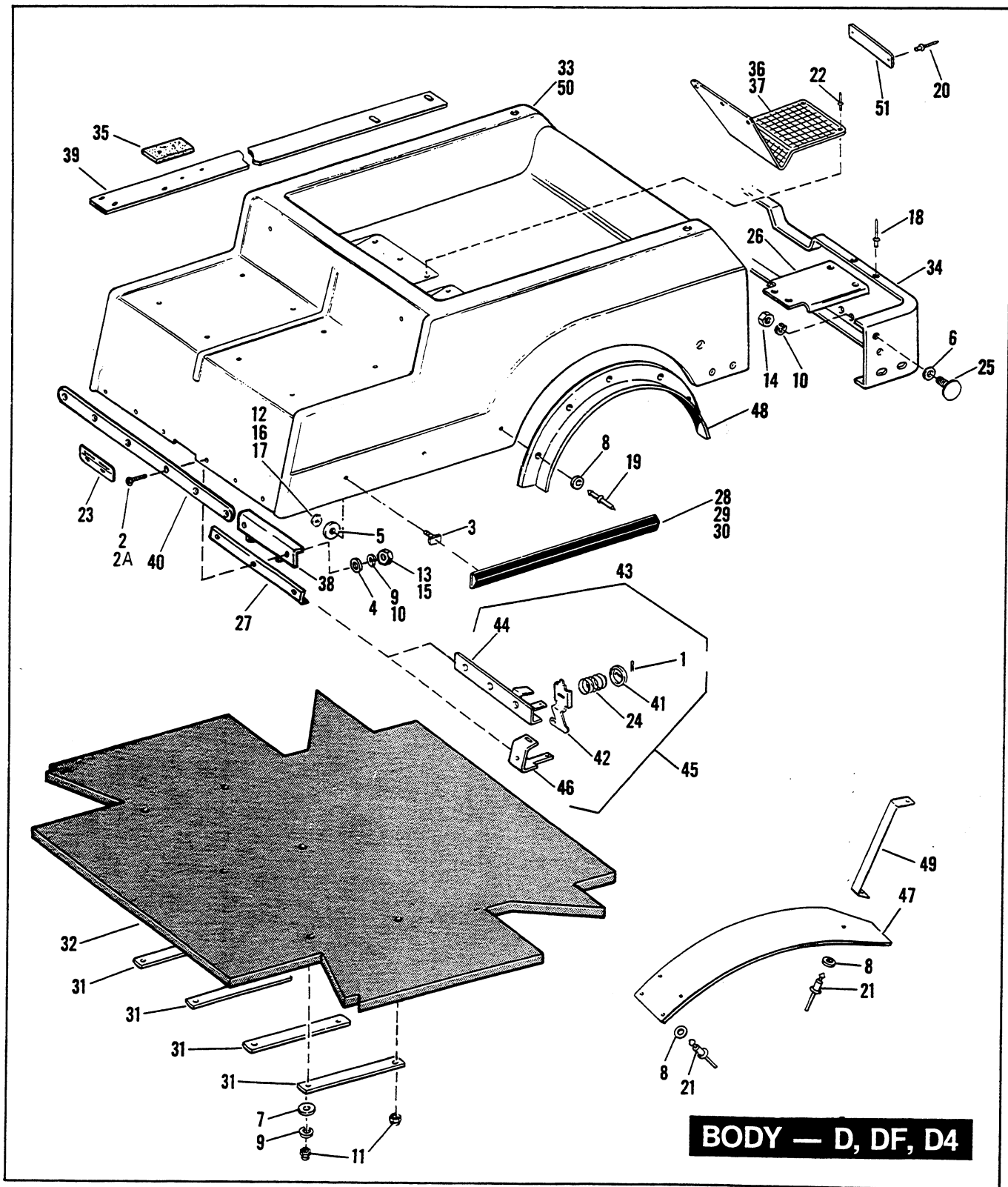


**SEATS, HANDRAIL AND BEVERAGE HOLDER**



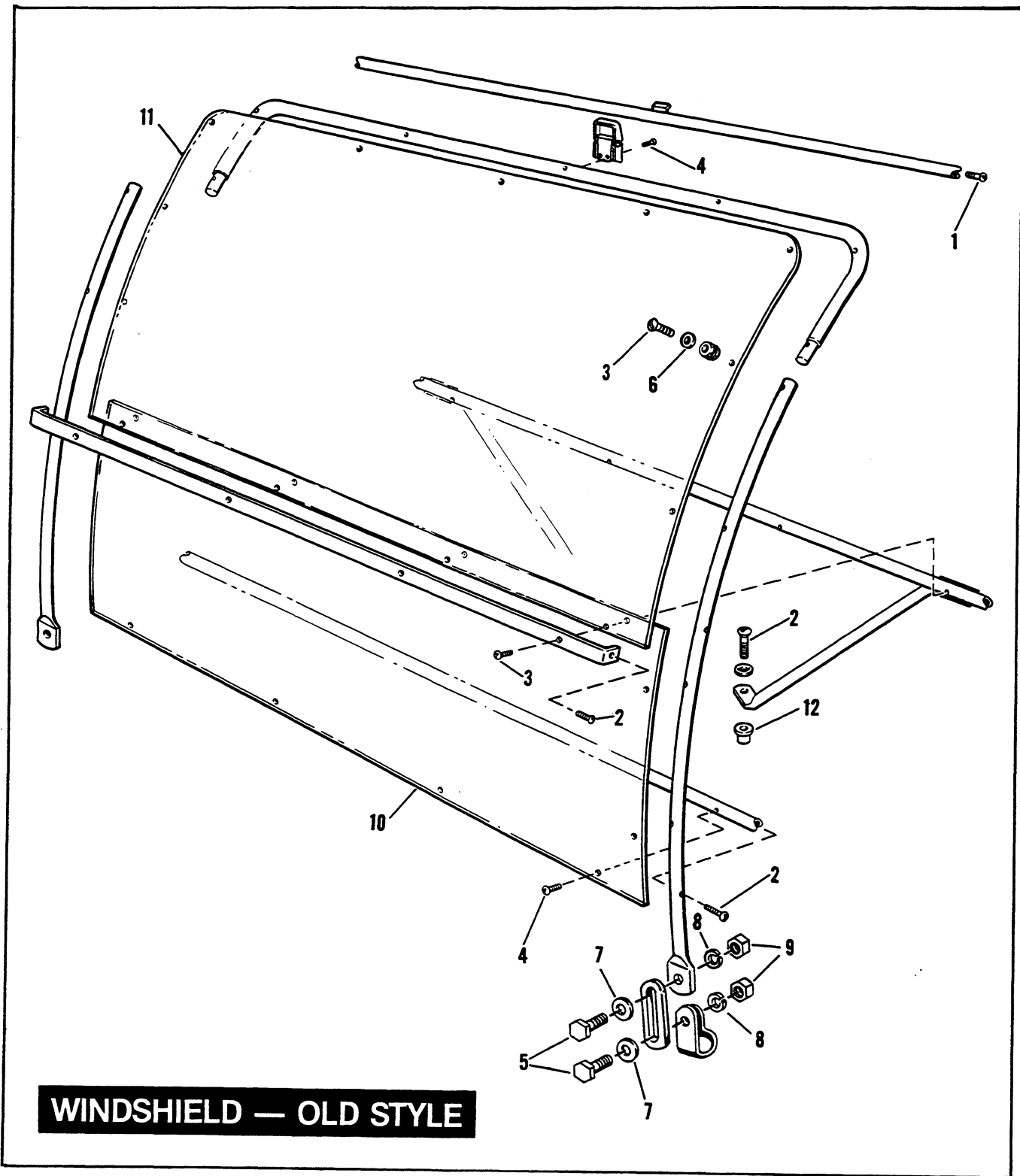
RETAIL PRICE	INDEX NO.	PART NO.	N A M E	USED ON
	1	2741	SCREW, 5/16-24 x 1-3/16 rd. hd. (2)	70 to * - D, D4
	2	2761W	SCREW, 1/4-28 x 3/8 Phillips hd. (8)	63 to 66 - D, DF, DC; 67 to 71 - D
	2A	2784	SCREW, 5/16-18 x 7/8 (12)	81 to * - D, D4
	3	3987	BOLT, 5/16-18 x 3/4 (4)	81 to * - D, D4
	4	4017	BOLT, 5/16-18 x 1 hex. hd. (6)	72 to 80 - D, D4
	5	4391	BOLT, 5/16-24 x 5/8 hex. hd. (4)	Early 72 - D
	6	6107B	WASHER, 5/16 x 11/16 x 1/8 (8)	72 - D
	7	6255B	WASHER, 1/4 x 3/4 x 1/32 (8)	63 to 66 - D, DF, DC; 67 to 71 - D
	8	6261	WASHER, 1/4 x 3/4 x 1/8 (rubber) (20)	63 to 71 - D, DF
	9	6266	WASHER, 5/16 x 7/8 x 1/8 (rubber) (8)	Late 72 to * - D, D4
	11	6327B	WASHER, 5/16 x 3/4 x 1/16 (4)	72 - D
	12	6332B	WASHER, 5/16 x 15/16 x 1/16 (8)	72 to * - D, D4
	13	6341B	WASHER, 5/16 x 1-1/8 x 1/16 (6)	72 to 80 - D, D4
	14	6702	WASHER, 5/16 x 11/16 x 1/16 (4)	73 to * - D, D4
	15	7041	LOCKWASHER, 5/16 (6 & 16)	72 to * - D, D4
	16	7127	LOCKWASHER, 5/16 internal tooth (4)	67 to 71 - D
	17	7683	LOCKNUT, 1/4-28 x 5/16 x 7/16 hex. (8)	63 to 66 - D, DF, DC; 67 to 71 - D
	18	7725	LOCKNUT, 5/16-24 x 11/32 x 1/2 hex. (2)	70 to * - D, D4
	19	7748W	NUT, 5/16-18 x 1/4 x 1/2 hex. (8 - 1972) (4 - 1981 & later)	72 to * - D, D4
	20	7753	NUT, 5/16-24 x 1/4 x 1/2 hex. (8)	72 to * - D, D4
	21	8206W	RIVNUT, handrail (6)	72 to * - D, D4
	22	31405-65A	BEVERAGE HOLDER KIT	63 to 69 - D
	23	31405-70	BEVERAGE HOLDER KIT	70 to * - D, D4
	24	31411-65	CUP, beverage holder (2)	63 to * - D, D4
	25	50275-67	PAD, seat frame bottom (2)	67 to 71 - D
	26	52049-63B	SEAT BACK CUSHION (white)	63 to 66 - D, DF, DC; 67 to 71 - D
	27	52049-75A	SEAT BACK CUSHION (white)	74 to 80 - D, D4
	28	52051-63C	SEAT BOTTOM CUSHION (white)	63 to 66 - D, DF, DC; 67 to 71 - D
	29	52051-72	SEAT BOTTOM CUSHION (white)	72 & 73 - D, D4
		52051-75A	SEAT BOTTOM CUSHION (white)	74 to 80 - D, D4
		52054-65A	CANVAS SEAT COVER (covers both seats)	63 to 66 - D, DF, DC; 67 to * - D, D4
	30	52082-72	STUD, seat back cushion, 5/16-18 & 5/16-24 x 1-5/16 (4)	72 to * - D, D4
	32	52088-72	SEAT FRAME	72 to 80 - D, D4
	33	52095-81	SEAT BOTTOM CUSHION (2)	81 to * - D, D4
	33A	52106-63	STUD, 1/4-28 x 1-3/4 (8)	63 to 66 - D, DF, DC
	34	52107-63	STUD, 1/4-28 x 1-1/2 (10)	63 to 66 - D, DF, DC; 67 to 71 - D
	35	52107-72	STUD, seat bottom cushion, 5/16-18 & 5/16-24 x 2-3/8	72 to * - D, D4
	36	52134-63	COVER, seat bottom cushion	63 to 66 - D, DF, DC; 67 to 71 - D
	37	52134-72A	COVER, seat bottom cushion	72 to * - D, D4
	38	52135-63	COVER, seat back cushion	63 to 66 - D, DF, DC; 67 to 71 - D
	39	52135-72A	COVER, seat back cushion	72 to * - D, D4
	40	52165-81	SEAT BACK CUSHION (2)	81 to * - D, D4
	41	52187-81	BACKSTRAP (4)	81 to * - D, D4
	42	52188-81	HANDRAIL, right	81 to * - D, D4
	43	52189-81	HANDRAIL, left	81 to * - D, D4
	44	52328-81	SPACER BLOCK	81 to * - D, D4
	45	52630-72	HANDRAIL, right	72 to 80 - D, D4
	46	52631-72	HANDRAIL, left	72 to 80 - D, D4
	47	64009-63	PAD, seat frame back (2)	63 to 71 - D, DF

**NOTE:** Asterisk (\*) indicates part is used for latest model year shown on cover.



RETAIL PRICE	INDEX NO.	PART NO.	N A M E	USED ON
	1	559	COTTER PIN, 1/8 x 1-1/4	73 to * — D, D4
	2	2420	SCREW, 1/4-20 x 3/4 Pozidriv truss hd. (6)	81 to * — D, D4
	2A	2648	SCREW, 1/4-20 x 1 Pozidriv truss hd. (6)	Late 76 to 80 — D, D4
	3	3560W	TEE BOLT, No. 10-24 x 3/8 (6)	69 to 73 — D, D4
	4	6242W	WASHER, 1/4 x 9/16 x 1/32 (6)	71 to * — D, D4
	5	6257W	WASHER, 9/32 x 1-3/8 x 1/16 (6 or 8)	71 to * — D, D4
	6	6266	WASHER, 5/16 x 7/8 x 1/8 (rubber) (2)	74 to * — D, D4
	7	6702	WASHER, 5/16 x 11/16 x 1/16 (4)	72 to * — D, D4
	8	6716	WASHER, 3/16 x 1/2 x 1/16 (12)	Late 70 to * — D, D4
	9	7036	LOCKWASHER, 1/4 (6)	71 to * — D, D4
	10	7041	LOCKWASHER, 5/16 (6) (2 — 1974 & later)	63 to 65 — D, DF; 67 to 71 — D; 74 to * — D, D4
	11	7683	LOCKNUT, 1/4-28 x 5/16 x 7/16 hex. (8)	63 to 71 — D, DF
	12	7686	LOCKNUT, 1/4-20 x 5/16 x 7/16 hex. (8)	74 to 80 — D, D4
	13	7688	NUT, 1/4-20 x 1/4 x 1/2 hex. (6)	71 — D, D4
	14	7748W	NUT, 5/16-18 x 1/4 x 1/2 hex. (2)	74 to * — D, D4
	15	7753	NUT, 5/16-24 x 1/4 x 1/2 hex. (6)	67 to 70 — D; 72 to * — D, D4
	16	8104	SPEED NUT, No. 10-24 x 3/8 x 1/4 (6)	69 to 73 — D, D4
	17	8126	SPEED NUT, No. 10 (6)	63 to 68 — D, DF
	18	8528W	POP RIVET, rear bumper bracket (4)	Late 74 to * — D, D4
	19	8641B	POP RIVET (12)	Late 70 to * — D, D4
	20	8683	POP RIVET, nameplate (2)	75 to * — D, D4
	21	8689	POP RIVET (12)	63 to * — D, DF, D4
	22	8692	POP RIVET (10)	70 to * — D, D4
	23	33798—67A	INSTRUCTION PLATE, "forward — reverse"	67 to * — D; 69 to * — DC, D4
	24	41049—70	SPRING	73 to * — D, D4
	25	44912—63A	CARRIAGE BOLT, 5/16-18 x 1-1/8 (2)	74 to * — D, D4
	26	44918—74	BRACKET, rear bumper (2)	Late 74 to * — D, D4
	27	50241—67	BODY SUPPORT (2) (1 — 1973 & later)	67 to * — D, D4
	28	50252—69A	BODY TRIM, right	69 to 73 — D, D4
	29	50252—74	BODY TRIM (2)	74 to 80 — D, D4
	30	50254—69A	BODY TRIM, left	69 to 73 — D, D4
	31	50256—65	RETAINER STRIP, insulation pad (2 or 4)	63 to * — D, DF, D4
	32	50257—63A	INSULATION PAD	63 to 78 — D, DF, D4
		50257—79	INSULATION PAD	79 to * — D, D4
	33	50263—74A	BODY ASSEMBLY	74 — D, D4
		50263—81	BODY ASSEMBLY	81 to * — D
		50264—67D	BODY ASSEMBLY	67 to 73 — D, D4
		50269—81	BODY ASSEMBLY	81 to * — D4
	34	50270—74	BODY REINFORCEMENT, rear	74 to * — D, D4
	35	50275—67	PAD, reinforcement strap (2)	67 to * — D, D4
	36	50278—67A	MAT, bag well, right	67 to * — D, D4
	37	50279—67A	MAT, bag well, left	67 to * — D, D4
		50280—63A	GOLF CAR CANVAS COVER (for cars with tiller)	63 to * — D, DF, D4
		50281—67	GOLF CAR CANVAS COVER (for cars with steering wheel)	Late 67 to * — D, D4
	38	50340—67	REINFORCEMENT BRACKET	67 to * — D, D4
	39	50346—67A	REINFORCEMENT STRAP, body (2)	67 to 78 — D, D4
		50346—79A	REINFORCEMENT STRAP, body (2)	79 to * — D, D4
	40	50349—71	REINFORCEMENT STRIP, body front	67 to 80 — D, D4
	41	52042—72	COLLAR	73 to * — D, D4
	42	52052—72	LEVER	73 to * — D, D4
	43	52057—72	BODY LATCH, complete	73 to 80 — D, D4
	44	52059—72	SUPPORT	73 to 80 — D, D4
	45	52085—80	BODY LATCH, complete	81 to * — D, D4
	46	52136—80	LATCH BRACKET	81 to * — D, D4
	47	59598—69	SPLASH GUARD (2)	69 to * — D, D4
	48	59607—64A	REAR SPLASH GUARD KIT	63 to * — D, DF, D4
	49	59794—69A	BRACKET, splash guard (2)	69 to * — D, D4
	50	61300—75	BODY ASSEMBLY	75 to 78 — D, D4
		61300—79A	BODY ASSEMBLY (without insulation)	79 & 80 — D, D4
	51	61307—75	NAMEPLATE	75 to * — D, D4

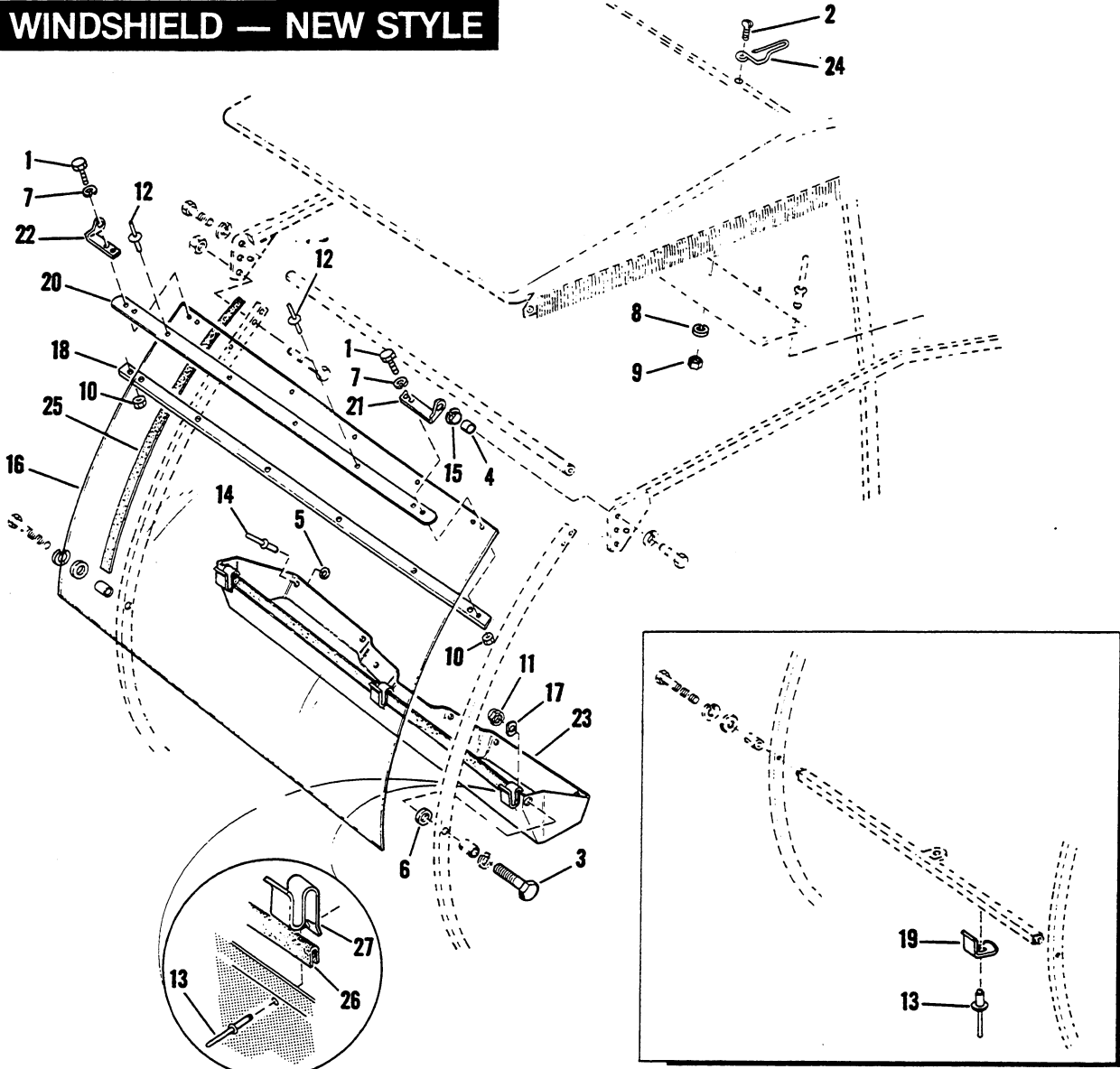
**NOTE:** Asterisk (\*) indicates part is used for latest model year shown on cover.



**WINDSHIELD — OLD STYLE**

RETAIL PRICE	INDEX NO.	PART NO.	N A M E	USED ON
	1	2345	SCREW, 1/4-20 x 1-1/2 oval ctsk. hd. (2) . . . . .	66 to 73 — D
	2	2360	SCREW, 1/4-20 x 1-1/4 Pozidriv pan hd. (6) . . . . .	66 to 73 — D
	3	2612	SCREW, No. 8-32 x 1/2 Pozidriv pan hd. (2) . . . . .	66 to 73 — D
	4	2634W	SCREW, No. 8-32 x 1/2 self tapping rd. hd. (21) . . . . .	66 to 73 — D
	5	3974HW	BOLT, 5/16-24 x 3/4 hex. hd. (4) . . . . .	66 to 73 — D
	6	6192	WASHER, No. 8 x 7/16 x 3/64 (17) . . . . .	66 to 73 — D
	7	6702	WASHER, 5/16 x 11/16 x 1/16 (4) . . . . .	66 to 73 — D
	8	7041	LOCKWASHER, 5/16 (4) . . . . .	66 to 73 — D
	9	7753	NUT, 5/16-24 x 17/64 x 1/2 hex. (4) . . . . .	66 to 73 — D
	10	58014—66	LOWER WINDOW . . . . .	66 to 73 — D
	11	58015—66	UPPER WINDOW . . . . .	66 to 73 — D
	12	64511—63	WELL NUT (2) . . . . .	66 to 73 — D

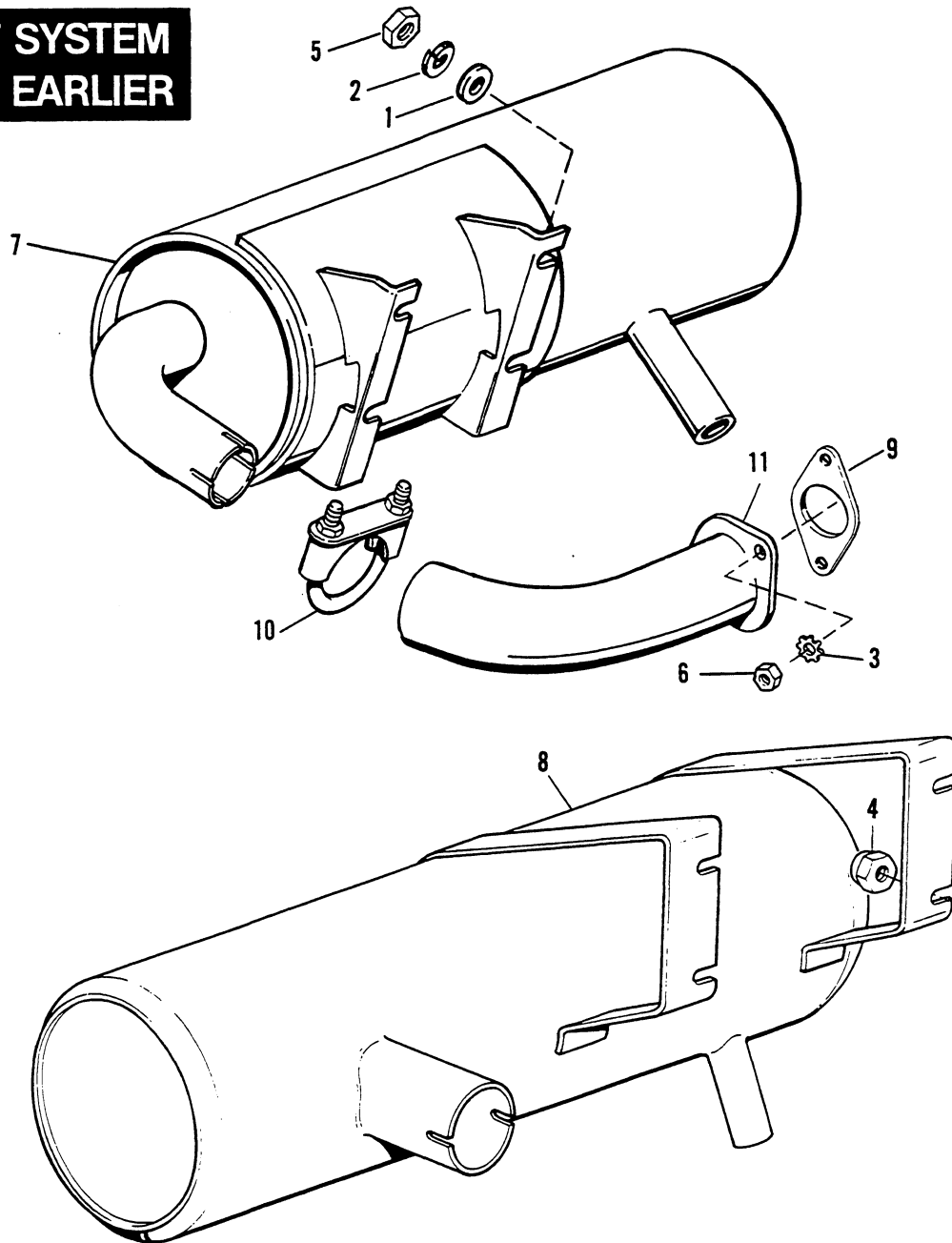
# WINDSHIELD — NEW STYLE





RETAIL PRICE	INDEX NO.	PART NO.	N A M E	USED ON
NOTE: This new style windshield can be used only when new style sun top is installed.				
	1	2339	BOLT, No. 10-24 x 3/4 hex. (4)	77 to * — D4
	2	2612	SCREW, No. 8-32 x 1/2 Pozidriv pan hd. (2)	74 to * — D, D4
	3	4036	BOLT, 5/16-24 x 1-1/2 hex. hd. (2)	74 to * — D
	4	5965B	SPACER, pivot bushing (2)	74 to * — D, D4
	5	6150W	WASHER, No. 10 x 3/8 x 1/16 (6)	74 to * — D
	6	6266	WASHER, 5/16 x 7/8 x 1/8 rubber (2)	74 to * — D
	7	6716	WASHER, No. 10 x 1/2 x 3/64 (4)	77 to * — D4
	8	7015	LOCKWASHER, No. 8 (2)	74 to * — D, D4
	9	7608	NUT, No. 8-32 x 1/8 x 5/16 hex. (2)	74 to * — D, D4
	10	7624	LOCKNUT, No. 10-24 x 1/4 x 3/8 (4)	77 to * — D4
	11	7725	LOCKNUT, 5/16-24 x 11/32 x 1/2 hex. (2)	74 to * — D
	12	8212	POP RIVET (4)	74 to * — D, D4
	13	8528W	POP RIVET, garment box clip (3) retainer (3)	74 to * — D, D4
	14	8685	POP RIVET, garment box (6)	74 to * — D
	15	40522—63	PIVOT BUSHING, windshield (2)	74 to * — D, D4
		58011—74	WINDSHIELD ASSEMBLY	74 to * — D
	16	58012—74	WINDSHIELD	74 to * — D, D4
		58013—74	WINDSHIELD ASSEMBLY	74 to * — D4
	17	58032—74	REINFORCEMENT, garment box — front (2)	74 to * — D
	18	58034—74	REINFORCEMENT	74 to * — D, D4
	19	58044—74	RETAINER (3)	74 to * — D4
	20	58054—74	STRIP, front	74 to * — D, D4
	21	58059—74	BRACKET, upper left	74 to * — D, D4
	22	58060—74	BRACKET, upper right	74 to * — D, D4
	23	58103—74	GARMENT BOX ASSEMBLY	74 to * — D
	24	58105—74	CLIP, windshield storage (2)	74 to * — D, D4
	25	58108—74	TAPE, windshield (2)	74 to * — D, D4
	26	58174—74	TRIM STRIP, garment box	74 to * — D
	27	58175—74	CLIP, garment box (3)	74 to * — D

# EXHAUST SYSTEM 1978 AND EARLIER

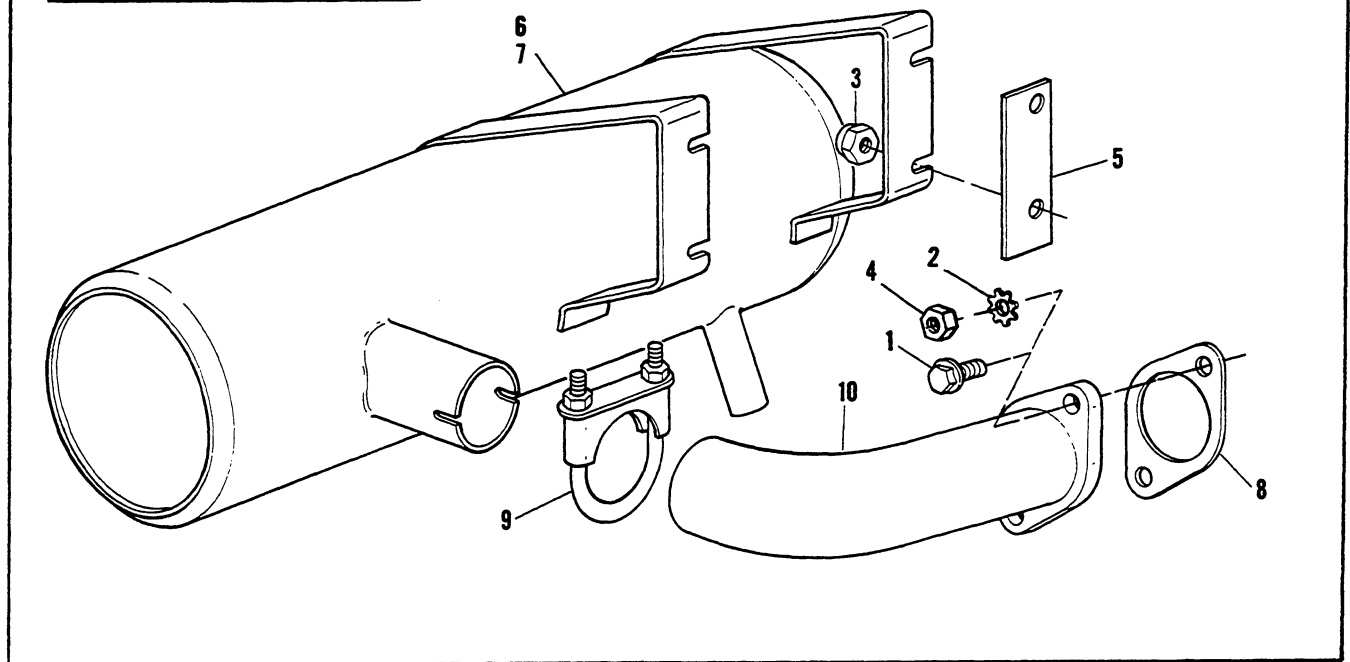


## EXHAUST SYSTEM — 1978 AND EARLIER

G38

RETAIL PRICE	INDEX NO.	PART NO.	NAME	USED ON
	1	6702	WASHER, 5/16 x 11/16 x 1/16 (4)	67 to 78 — D, D4
	2	7041	LOCKWASHER, 5/16 (4)	67 to 78 — D, D4
	3	7232	LOCKWASHER, 5/16 external tooth (2)	63 to 78 — D, DF, DC, D4
	4	7525	LOCKNUT, 5/16-18 x 11/32 x 1/2 hex. (4)	69 & 70 — DC; 67 to 78 — D, D4
	5	7748W	NUT, 5/16-18 x 1/4 x 1/2 hex. (4)	67 to 78 — D, D4
	6	7754	NUT, 5/16-24 x 1/4 x 9/16 hex. (2) (brass)	63 to 78 — D, DF, D4; 63 to 70 — DC
	7	65231—71A	MUFFLER ASSEMBLY	71 & 72 — DC
	8	65247—79A	MUFFLER ASSEMBLY	69 & 70 — DC; 67 to 78 — D, D4
	9	65267—63	GASKET, flange (2)	63 to 78 — D, DF, DC, D4
	10	65273—68	CLAMP, exhaust pipe	67 to 78 — D; 69 to * — DC, D4
	11	65457—67A	EXHAUST PIPE	67 to 78 — D; 69 to * — DC, D4

# EXHAUST SYSTEM 1979 AND LATER



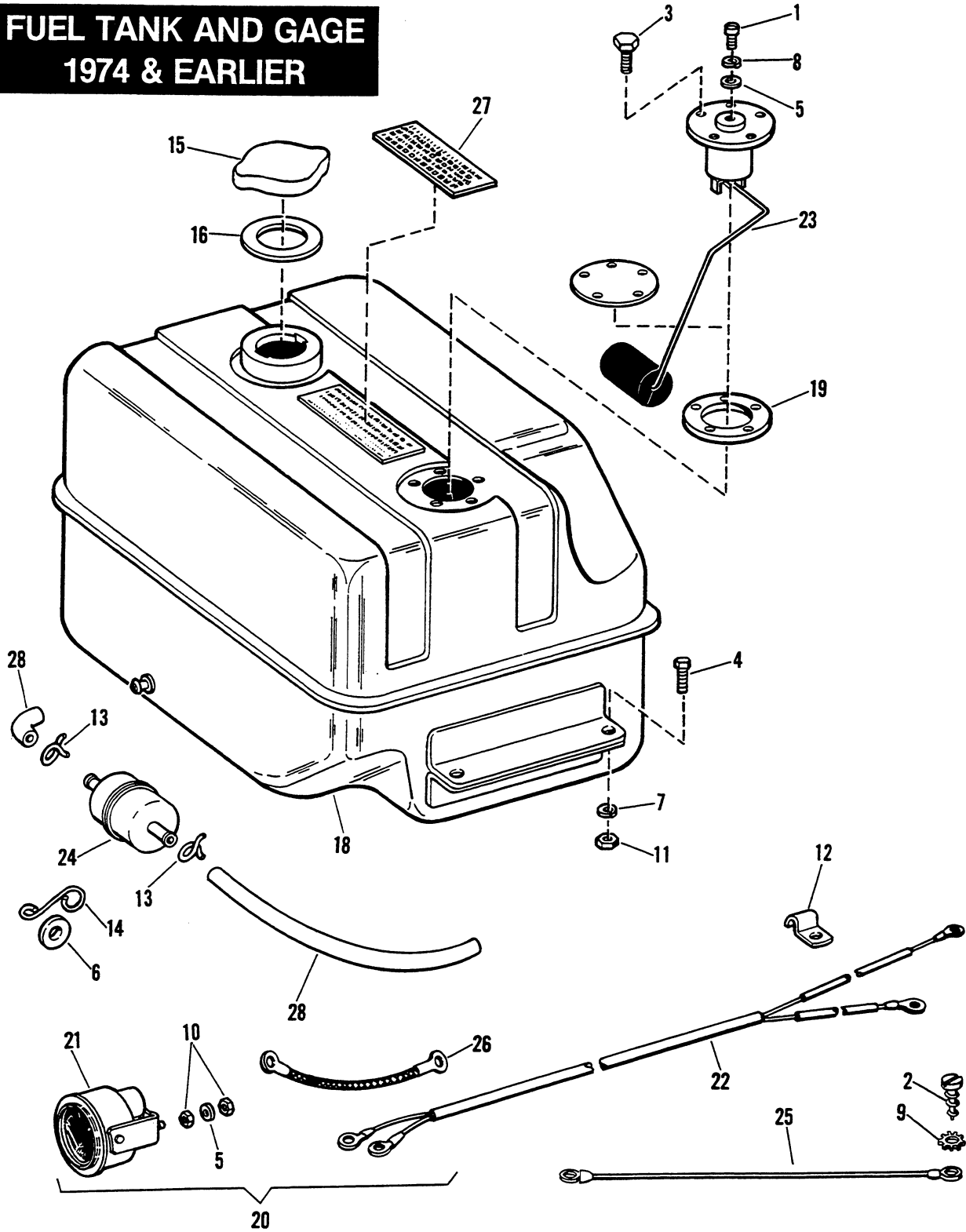
## EXHAUST SYSTEM — 1979 & LATER

G39

RETAIL PRICE	INDEX NO.	PART NO.	N A M E	USED ON
	1	3446	LOCKBOLT, 5/16-24 x 3/4 (2)	79 to * — D, D4
	2	7232	LOCKWASHER, 5/16 external tooth (2)	79; Late 81 to * — D, D4
	3	7525	LOCKNUT, 5/16-18 x 11/32 x 1/2 hex. (4)	79 to * — D, D4
	4	7754	NUT, 5/16-24 x 1/4 x 9/16 hex. (2) (brass)	79; Late 81 to * — D, D4
	5	65200—79	BRACKET, muffler support	Early 79 — D, D4
	6	65231—81	MUFFLER	81 to * — D, D4
	7	65247—79A	MUFFLER KIT	79 & 80 — D, D4
			Includes besides muffler:	
		7525	LOCKNUT (4)	
	8	65267—63	GASKET, flange	79 to * — D, D4
	9	65273—68	CLAMP, exhaust pipe	79 to * — D, D4
	10	65457—67A	EXHAUST PIPE	79 to * — D, D4

**NOTE:** Asterisk (\*) indicates part is used for latest model year shown on cover.

# FUEL TANK AND GAGE 1974 & EARLIER

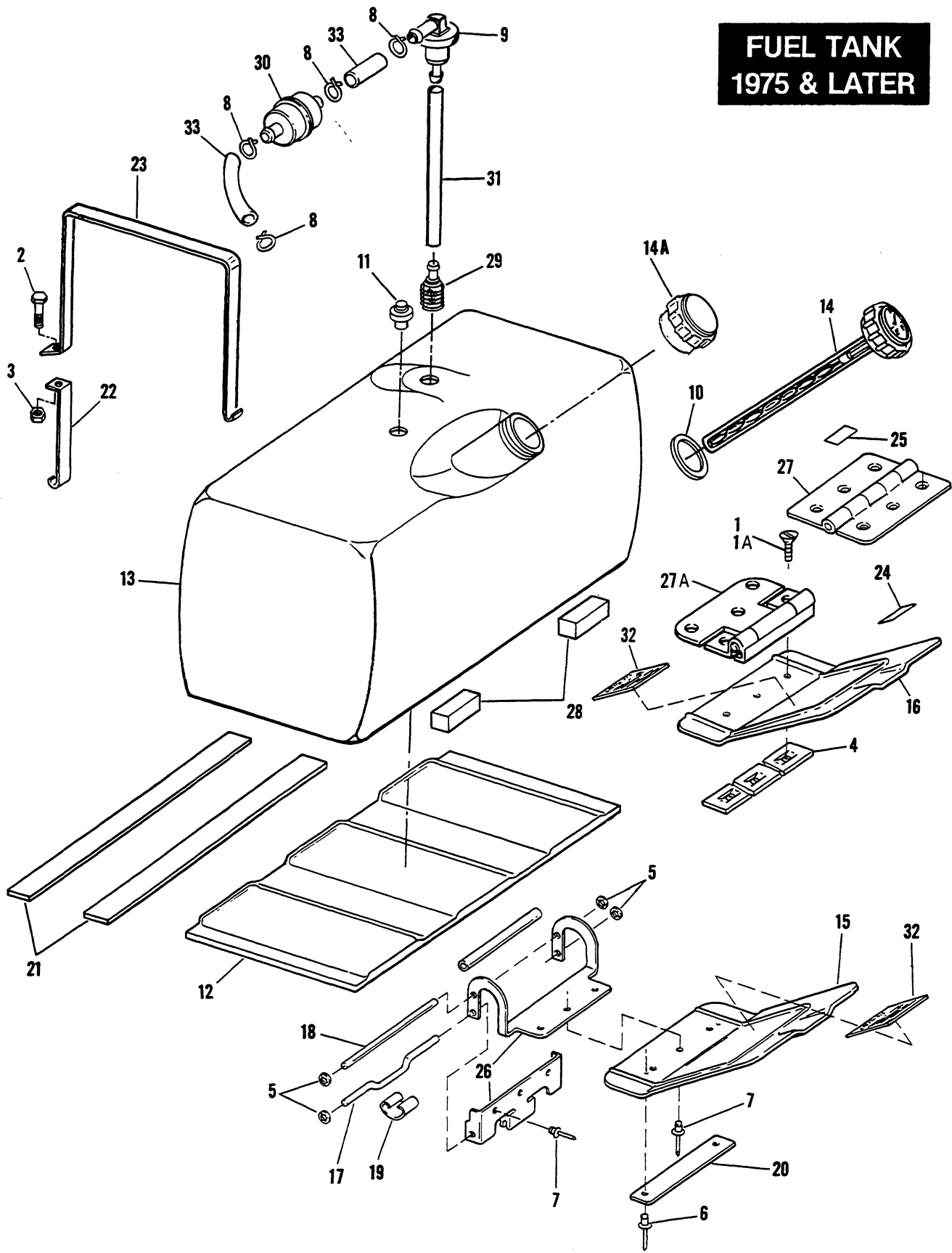


RETAIL PRICE	INDEX NO.	PART NO.	N A M E	USED ON
	1	1183	SCREW, No. 10-32 x 5/16 fil. hd. . . . .	63 to 74 — D, DF, DC, D4
	2	2623W	SCREW, No. 8-15 x 5/8 self tapping rd. hd. . . . .	72 to 74 — D4
	3	2685W	SCREW, No. 10-24 x 5/8 self tapping hex. hd. (5) . . . . .	67 to 74 — D, DC, D4
	4	3974HW	BOLT, 5/16-24 x 3/4 hex. hd. (4) . . . . .	63 to 74 — D, DF, DC, D4
	5	6182W	WASHER, No. 10 x 7/16 x 1/32 (4) . . . . .	63 to 74 — D, DF, DC, D4
	6	6701	WASHER, 3/8 x 13/16 x 1/16 . . . . .	65 to 72 — DC
	7	7041	LOCKWASHER, 5/16 (4) . . . . .	63 to 74 — D, DF, DC, D4
	8	7069	LOCKWASHER, No. 10 . . . . .	63 to 74 — D, DF, DC, D4
	9	7220	LOCKWASHER, No. 10 external tooth . . . . .	72 to 74 — D4
	10	7638	NUT, No. 10-32 x 1/8 x 3/8 hex. (4) . . . . .	63 to 74 — D, DF, DC, D4
	11	7753	NUT, 5/16-24 x 1/4 x 1/2 hex. (4) . . . . .	63 to 74 — D, DF, DC, D4
	12	9982	WIRE CLIP . . . . .	63 to 66 — D, DF, DC; 67 to 74 — D
	13	9993	CLAMP, fuel hose (1/2 in.) (4) . . . . .	Late 66 to 74 — D, DC, D4
	14	48158—62	HOSE GUIDE CLIP (on regulator bolt) . . . . .	65 to 72 — DC
	15	61103—59A	FILLER CAP, fuel tank . . . . .	63 to 74 — D, DF, DC, D4
	16	61114—48	SEAL, filler cap . . . . .	63 to 74 — D, DF, DC, D4
	18	61246—70	FUEL TANK, less float . . . . .	63 to 74 — D, DC, D4
	19	61322—80	GASKET, float unit . . . . .	63 to 74 — D, DF, DC, D4
	20	62284—67	FUEL GAGE KIT . . . . .	67 to 74 — D
	21	62285—63	FUEL GAGE . . . . .	63 to 74 — D, DF, DC, D4
	22	62288—67	WIRING HARNESS, FUEL GAGE . . . . .	67 to 74 — D
	23	62289—63	FLOAT UNIT, fuel gage . . . . .	63 to 74 — D, DF, DC, D4
	24	62350—63	FUEL FILTER . . . . .	63 to 74 — D, DF, DC, D4
	25	70022—72	WIRE, fuel gage ground . . . . .	72 to 74 — D4
	26	70410—67	GROUND STRAP, fuel gage . . . . .	67 to 74 — D; 69 to 72 — DC
	27	91847—63A	FUEL INSTRUCTION LABEL . . . . .	63 to 74 — D, D4

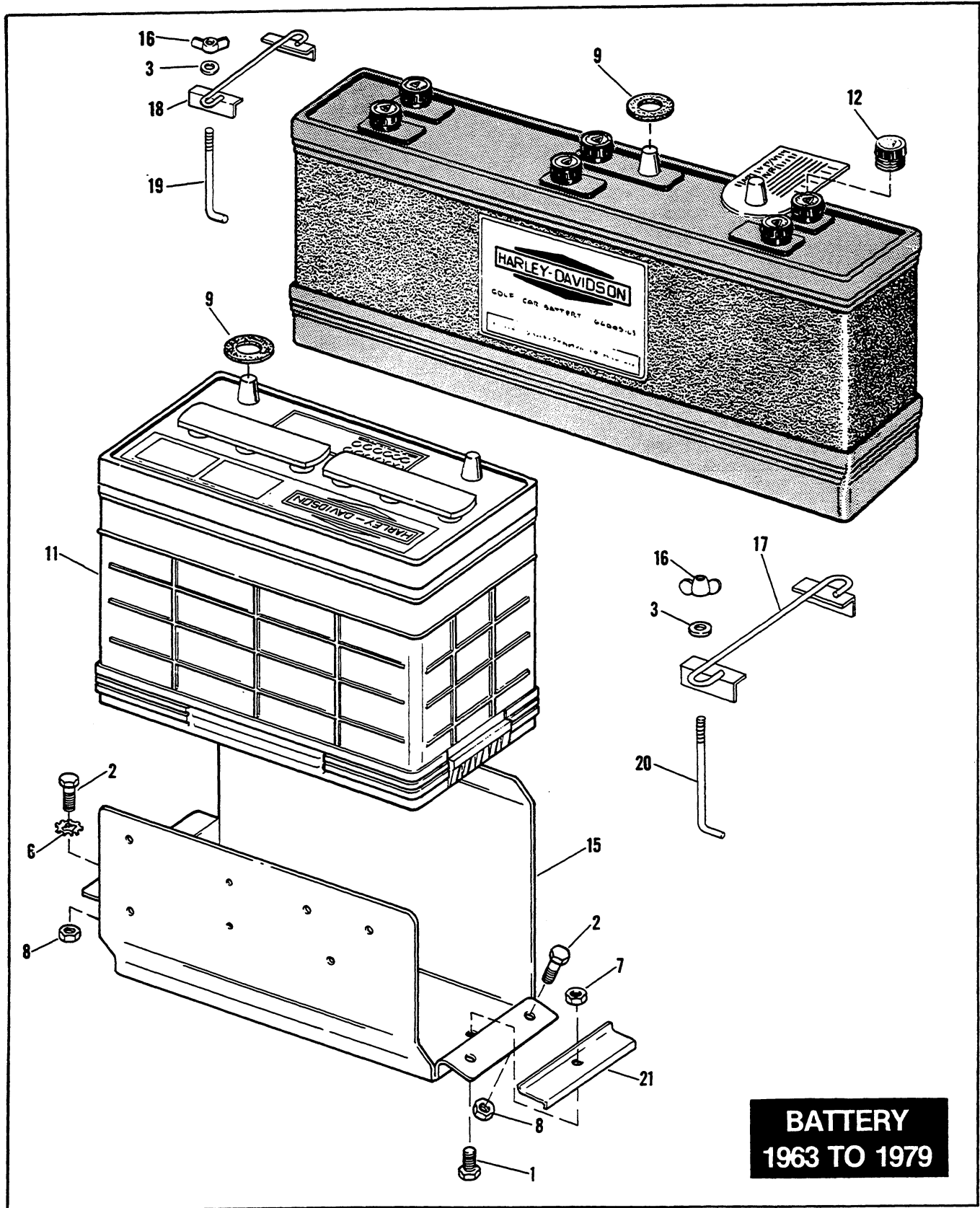
NOTE: Hoses are sold only in bulk lengths under Part Nos. 63500—68 & 63501—68.  
Cut correct lengths from these hoses.

28	63500—68	HOSE, 3/8 I.D. x 5/8 O.D. fabric reinforced rubber, . . . . .	63 to 74 — D, DF, DC, D4
		25 ft. lg.	
	63501—68	HOSE, 1/4 I.D. x 1/2 O.D. fabric reinforced rubber, . . . . .	63 to 74 — D, DF, DC, D4
		25 ft. lg.	

**FUEL TANK  
1975 & LATER**

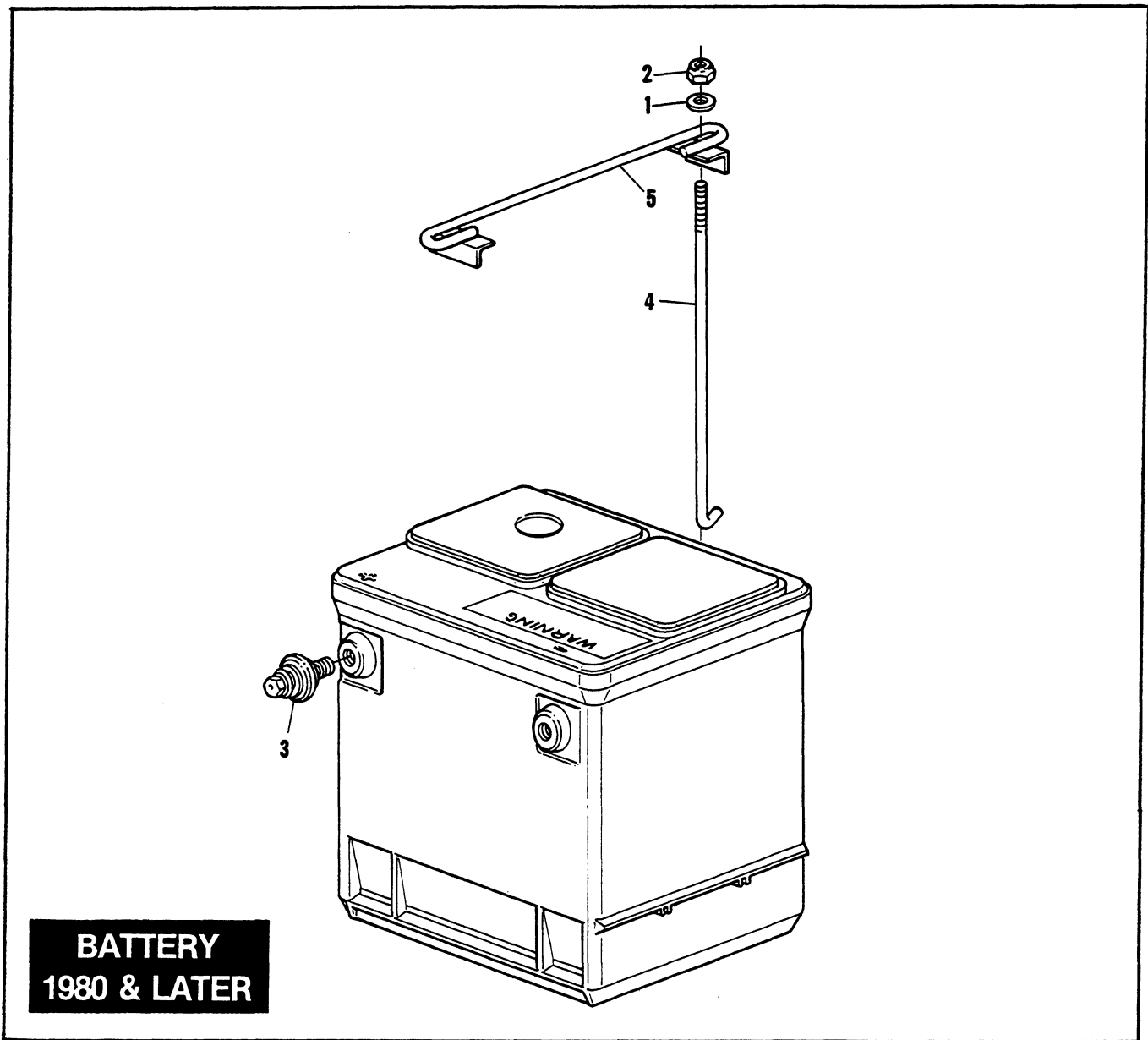


RETAIL PRICE	INDEX NO.	PART NO.	N A M E	USED ON
	1	1608	SCREW, No. 6-32 x 7/16 flat hd. (5)	81 to * — D, D4
	1A	2541	SCREW, No. 8-18 x 3/8 hex. hd. self tapping (3)	79 & 80 — D, D4
	2	2667	BOLT, 5/16-18 x 2 hex. hd. (2)	75 to * — D, D4
	3	7740	LOCKNUT, 5/16-18 x 1/4 x 1/2 hex. (2)	75 to * — D, D4
	4	8141	SPEED NUT, fuel tank door (3)	79 to * — D, D4
	5	8160	PUSH NUT, fuel tank filler door hinge rods (4)	75 to 78 — D, D4
	6	8683	POP RIVET, nameplate — 1/8 x 5/16 x 1/4 dia. ctsk. hd. (2)	75 to * — D, D4
	7	8687	POP RIVET, fuel tank filler door (6)	75 to 78 — D, D4
	8	9993	CLAMP, fuel hose — 1/2" (4)	75 to 80 — D, D4
	9	61094—75	HOSE FITTING, fuel tank	75 to * — D, D4
	10	61117—71A	GASKET, filler cap	75 to * — D, D4
	11	61247—75	VENT FITTING, fuel tank	75 to * — D, D4
	12	61248—75	BASE PLATE, fuel tank	75 to * — D, D4
	13	61251—75	FUEL TANK, only	75 to * — D, D4
	14	61252—75	CAP, fuel tank — with fuel gage	75 to 79 — D, D4
	14A	61252—80	CAP, fuel tank	80 to * — D, D4
	15	61301—75	DOOR, fuel tank filler	75 to 78 — D, D4
	16	61301—79	DOOR, fuel tank filler	79 & 80 — D, D4
		61301—81	DOOR, fuel tank filler	81 to * — D, D4
	17	61304—75	BENT ROD, fuel tank filler door hinge	75 to 78 — D, D4
	18	61305—75	STRAIGHT ROD, fuel tank filler door hinge	75 to 78 — D, D4
	19	61306—75	SPRING, fuel tank filler door	75 to 78 — D, D4
	20	61307—75	NAMEPLATE	75 to * — D, D4
	21	61308—75	VINYL PAD, fuel tank strap (2)	75 to * — D, D4
	22	61309—75	STRAP, fuel tank — lower (2)	75 to * — D, D4
	23	61310—75	STRAP, fuel tank — upper (2)	75 to * — D, D4
	24	61528—79	HOOK PAD	79 & 80 — D, D4
	25	61529—79	LOOP PAD	79 & 80 — D, D4
	26	61810—75	HINGE ASSEMBLY, fuel tank door	75 to 78 — D, D4
	27	61810—79	HINGE, fuel tank door	79 & 80 — D, D4
	27A	61810—81	HINGE, fuel tank door	81 to * — D, D4
	28	61812—75	RUBBER SPACER BLOCK, fuel tank (2)	75 to * — D, D4
	29	62346—75	FUEL STRAINER, in fuel tank	75 to * — D, D4
	30	62350—63	FUEL FILTER	75 to 80 — D, D4
	31	63509—75	HOSE, in fuel tank	75 to * — D, D4
	32	91847—63A	FUEL INSTRUCTION LABEL	75 to * — D, D4
			NOTE: Hoses are sold only in bulk lengths under Part Nos. 63500—68 & 63501—68. Cut correct lengths from these hoses.	
	33	63500—68	HOSE, 1/4 I.D. x 1/2 O.D. fabric reinforced rubber, . . . . 25 ft. lg.	75 to * — D, D4





<b>RETAIL PRICE</b>	<b>INDEX NO.</b>	<b>PART NO.</b>	<b>N A M E</b>	<b>USED ON</b>
	1	2881W	BOLT, 1/4-20 x 2 hex. hd. ....	75 to 79 — D, D4
	2	3787	BOLT, 1/4-20 x 3/4 hex. hd. (4) .....	75 to 79 — D, D4
	3	6253W	WASHER, 1/4 x 3/4 x 1/16 (2) .....	66 to 79 — D, DC, D4
	6	7229W	LOCKWASHER, 1/4, internal & external tooth (2) .....	75 to 79 — D, D4
	7	7686	LOCKNUT, 1/4-20 x 5/16 x 7/16 .....	75 to 79 — D, D4
	8	7742	LOCKNUT, 1/4-20 x 7/32 x 7/16 hex. hd. (4) .....	75 to 79 — D, D4
	9	43733—47	FELT WASHER (2) .....	63 to 79 — D, DF, DC, D4
	11	66006—71	BATTERY, dry-charged — Type 24 .....	63 to 74 — D, DC, D4
	12	66015—63	FILLER CAP (6) .....	63 to 70 — D, DC
	15	66322—75	CARRIER, battery .....	75 to 79 — D, D4
	16	66387—64	WING NUT (2) .....	66 to 74 — D, DC, D4
	17	66388—64	BRACKET, battery hold-down .....	71 to 74 — D, DC, D4
	18	66457—68	BRACKET, battery hold-down .....	68 to 70 — D, DC
	19	66461—68	HOLD-DOWN ROD (2) .....	68 to 70 — D, DC
	20	66461—71	HOLD-DOWN ROD (2) .....	71 to 74 — D, DC, D4
	21	66469—75	BRACKET, battery hold-down .....	75 to 79 — D, D4

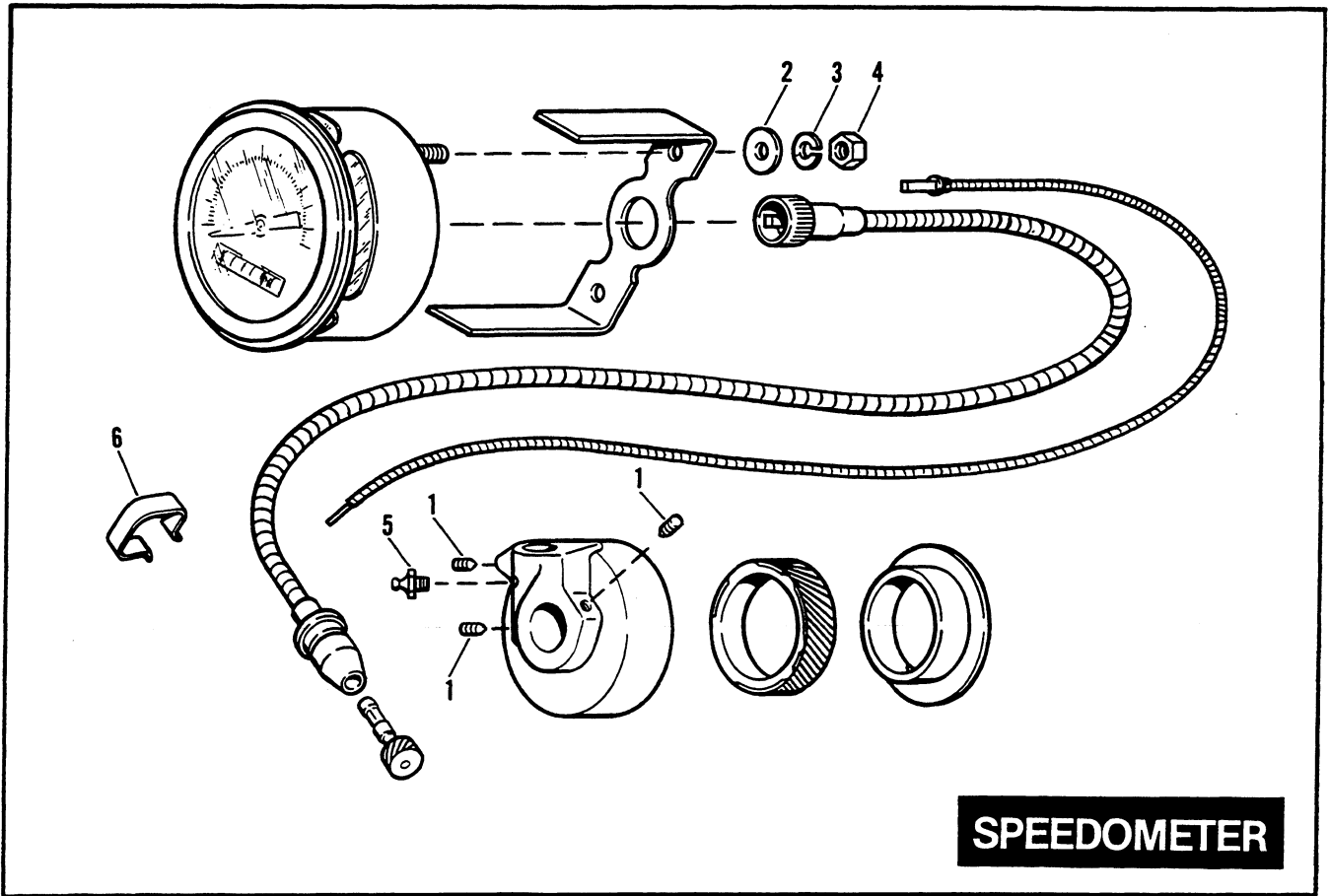


**BATTERY  
1980 & LATER**

**BATTERY — 1980 & LATER**

**G43**

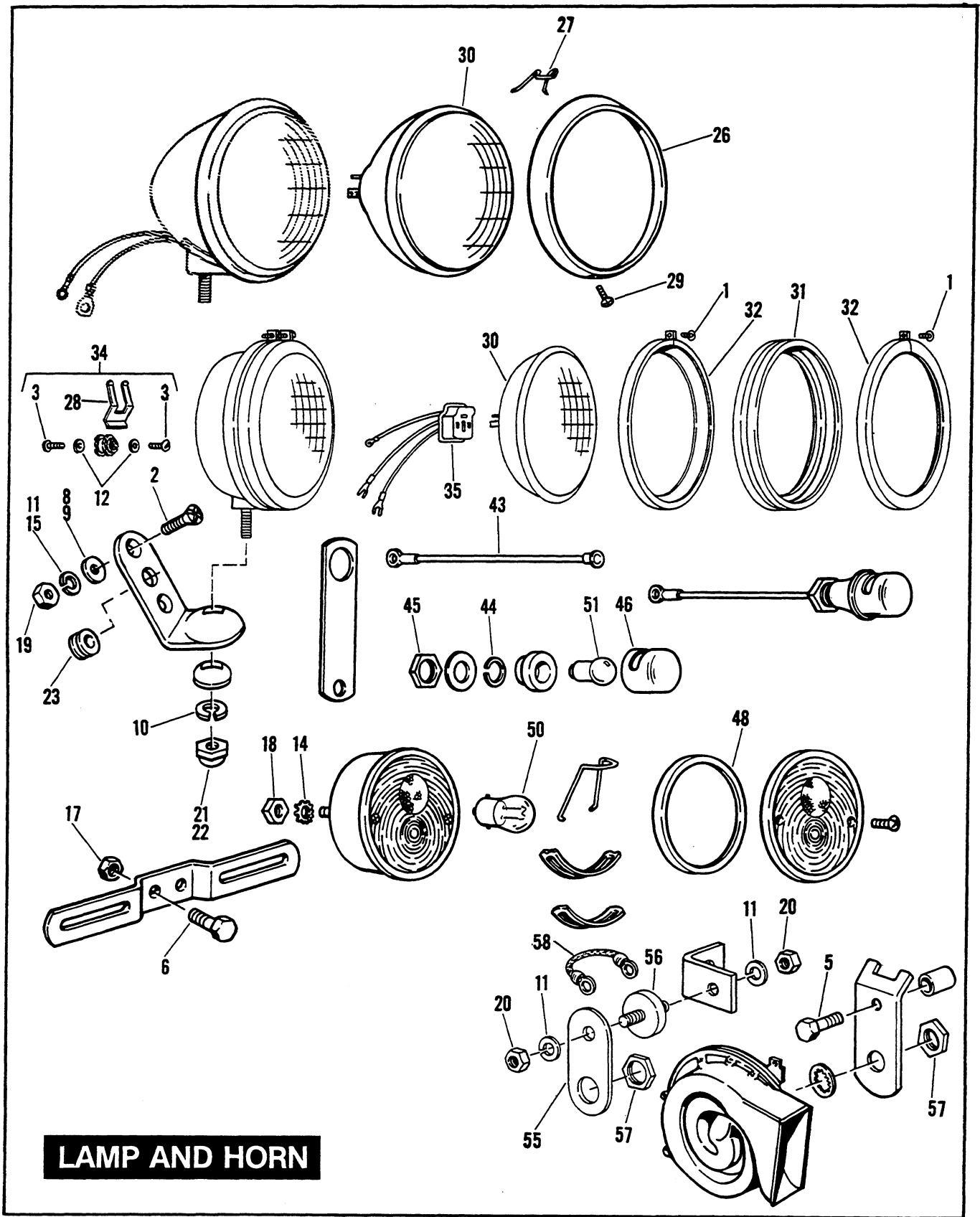
RETAIL PRICE	INDEX NO.	PART NO.	N A M E	USED ON
	1	6703	WASHER, 1/4 x 5/8 x 1/16 (2)	80 to * — D, D4
	2	7742	LOCKNUT, 1/4-20 x 7/32 x 7/16 (2)	80 to * — D, D4
	3	66086—80	BOLT, battery terminal	80 to * — D, D4
	4	66323—80	ROD, battery hold down (2)	80 to * — D, D4
	5	66388—64	BRACKET, battery hold down	80 to * — D, D4



**SPEEDOMETER**

**G44**

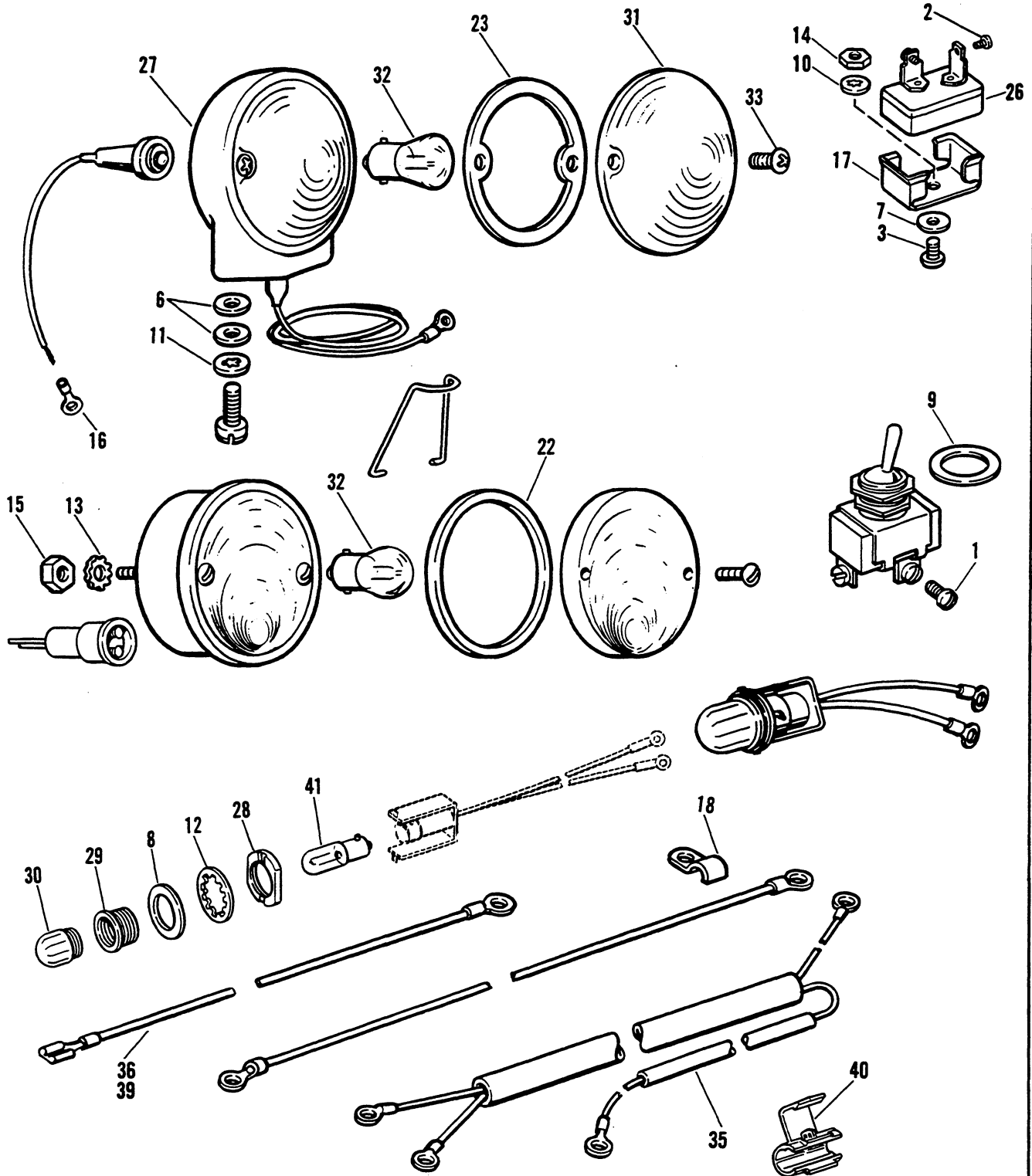
RETAIL PRICE	INDEX NO.	PART NO.	N A M E	USED ON
	1	3236B	SET SCREW, 1/4-20 socket hd. (3)	66 to 72 — DC
	2	6716	WASHER, No. 10 x 1/2 x 3/64 (2)	66 to 72 — DC
	3	7069	LOCKWASHER, No. 10 (2)	66 to 72 — DC
	4	7638	NUT, No. 10-32 x 1/8 x 3/8 hex. (2)	66 to 72 — DC
	5	9851	GREASE FITTING	66 to 72 — DC
	6	10012	SPRING CLIP, drive cable	66 to 72 — DC



**LAMP AND HORN**

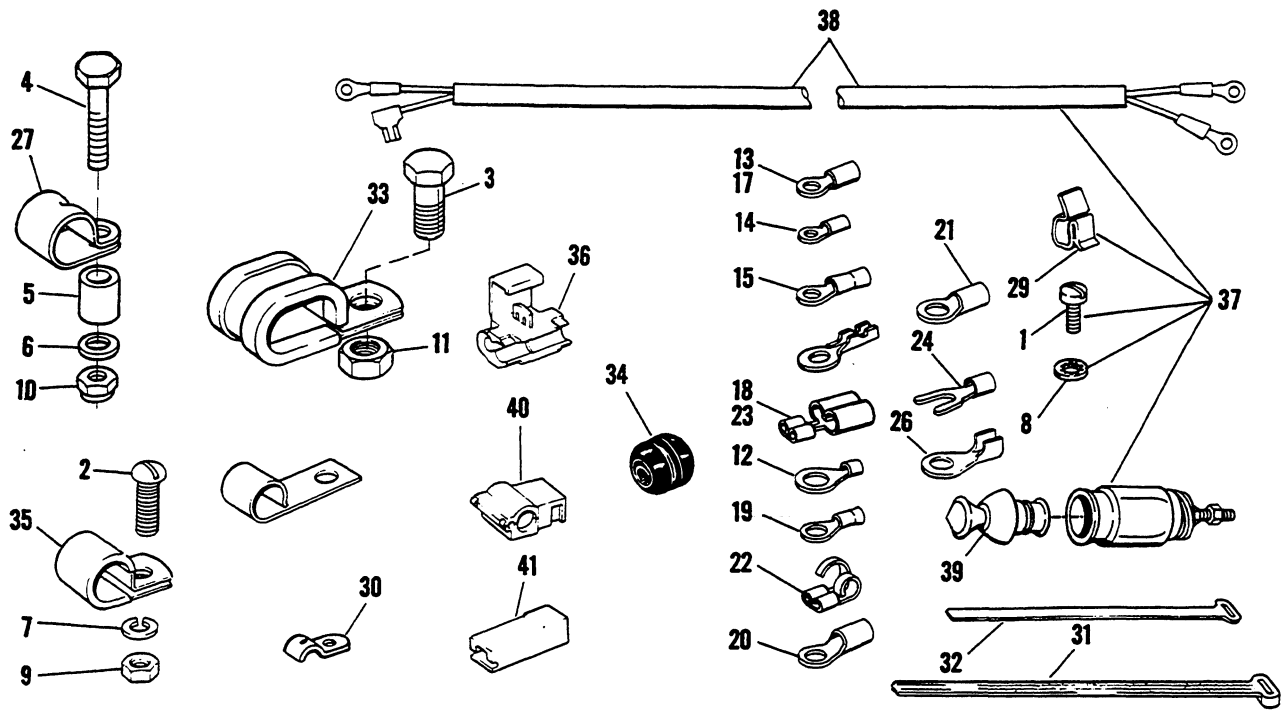
RETAIL PRICE	INDEX NO.	PART NO.	N A M E	USED ON
	1	1074W	SCREW, No. 8-32 x 3/4 fil. hd. (2)	69 to 72 — DC
	2	2402W	SCREW, 5/16-24 x 23/32 Phillips hd. (2)	65 to 72 — DF, DC
	3	2585	SCREW, No. 8-32 x 5/16 Pozidriv pan hd. (4)	69 to 72 — DC
	5	4337W	BOLT, 3/8-24 x 1-1/4 hex. hd.	65 to 72 — DF, DC
	6	4410	BOLT, 1/4-28 x 7/8 hex. hd. (2)	65 to 72 — DC
	8	6316W	WASHER, 5/16 x 5/8 x 1/16 (2)	69 to 72 — DC
	9	6338HB	WASHER, 5/16 x 1-1/16 x 1/64 (2)	65 to 68 — DF, DC
	10	7038	LOCKWASHER, 3/8	65 to 68 — DF, DC
	11	7041	LOCKWASHER, 5/16 (4)	65 to 68 — DF, DC
	12	7115	LOCKWASHER, No. 8 internal tooth (4)	69 to 72 — DC
	14	7230	LOCKWASHER, 1/4 internal & external tooth (2)	65 to 72 — DF, DC
	15	7232	LOCKWASHER, 5/16 external tooth (2)	69 to 72 — DC
	17	7683	LOCKNUT, 1/4-28 x 5/16 x 7/16 hex.	65 to 72 — DC
	18	7688	NUT, 1/4-20 x 1/4 x 1/2 hex. (2)	65 to 72 — DF, DC
	19	7744	NUT, 5/16-24 x 3/16 x 1/2 hex. (2)	65 to 72 — DF, DC
	20	7748W	NUT, 5/16-18 x 1/4 x 1/2 hex. (2)	69 to 72 — DC
	21	7783	NUT, 3/8-16 x 5/16 x 9/16 hex.	65 to 68 — DF, DC
	22	7845	NUT, 1/2-20 x 7/16 x 3/4 hex.	69 to 72 — DC
	23	11411	GROMMET, headlamp wire	65 to 72 — DF, DC
	26	67713—59	DOOR, headlamp	65 to 68 — DF, DC
	27	67714—59	SPRING, headlamp door (4)	65 to 68 — DF, DC
	28	67714—63	RETAINER, terminal (2)	69 to 72 — DC
	29	67715—59	SCREW, headlamp door	65 to 68 — DF, DC
	30	67717—65A	SEALED BEAM UNIT, headlamp	65 to 72 — DF, DC
	31	67719—63	MOUNTING RING, rubber	69 to 72 — DC
	32	67725—63	MOLDING RING (2)	69 to 72 — DC
	34	67745—63	TERMINAL PLATE KIT (2)	69 to 72 — DC
	35	67753—63	CONNECTOR AND WIRING	69 to 72 — DC
	43	68102—64	WIRE, license plate lamp	65 — DF
	44	68103—64	LOCKWASHER, license plate lamp	65 — DF
	45	68104—64	NUT, license plate lamp	65 — DF
	46	68106—67	COVER, license plate lamp	65 — DF
	48	68125—59A	GASKET, tail lamp lens	65 to 72 — DC
	50	68165—64	BULB, tail lamp	65 to 72 — DC
	51	68166—64	BULB, license plate lamp	65 — DF
	55	69117—65	MOUNTING PLATE, horn	69 to 72 — DC
	56	69125—65	RUBBER MOUNT, horn	69 to 72 — DC
	57	69149—65	NUT, horn mounting	65 to 72 — DF, DC
	58	70016—65A	GROUND STRAP, horn	69 to 72 — DC

# TURN SIGNALS



RETAIL PRICE	INDEX NO.	PART NO.	N A M E	USED ON
	1	990W	SCREW, toggle switch, No. 6-32 x 3/16 fil. hd. (3) . . . . .	65 to 72 — DF, DC
	2	2073W	SCREW, No. 4-40 self tapping pan hd. (2) . . . . .	65 to 72 — DF, DC
	3	2622	SCREW, No. 8-32 x 7/16 Pozidriv pan hd. . . . .	65 & 66 — DF, DC
	6	6182W	WASHER, No. 10 x 7/16 x 1/32 (16) . . . . .	65 & 66 — DF, DC
	7	6189W	WASHER, No. 8 x 3/8 x 1/32 . . . . .	65 & 66 — DF, DC
	8	6768	WASHER, 15/16 x 11/16 x 1/16 (fiber) . . . . .	65 to 72 — DC
	9	6807W	WASHER, 1/2 x 3/4 x 1/32 . . . . .	65 & 66 — DF, DC; 69 to 72 — DC
	10	7115	LOCKWASHER, No. 8 internal tooth . . . . .	65 & 66 — DF, DC
	11	7118	LOCKWASHER, No. 10 internal tooth (2) . . . . .	65 to 72 — DF, DC
	12	7149	LOCKWASHER, 15/16 internal tooth . . . . .	65 to 72 — DC
	13	7230	LOCKWASHER, 1/4 internal & external tooth (4) . . . . .	65 to 72 — DC
	14	7608	NUT, No. 8-32 x 3/32 x 5/16 hex. . . . .	65 & 66 — DF, DC
	15	7688	NUT, 1/4-20 x 1/4 x 1/2 hex. (4) . . . . .	65 to 72 — DC
	16	9902	WIRE TERMINAL, ring type — 3/16 dia. hole — #14-16 wire . . . . .	67 to 72 — DC
	17	9952	BRACKET, flasher mounting . . . . .	65 & 66 — DF, DC; 69 to 72 — DC
	18	9982	WIRE CLIP, front lamps (2) . . . . .	65 to 72 — DF, DC
	22	68125—59A	GASKET, lamp lens . . . . .	65 to 72 — DC
	23	68521—63	GASKET, lamp lens . . . . .	65 to 72 — DF, DC
	26	68543—64A	FLASHER . . . . .	65 to 72 — DF, DC
	27	68552—70	LAMP WITH WIRE, front (amber) — 12 V. (2) . . . . .	67 to 72 — DC
	28	68564—60	NUT, bulbholder . . . . .	67 to 72 — DC
	29	68565—60	BULBHOLDER . . . . .	67 to 72 — DC
	30	68566—60	LENS, green . . . . .	67 to 72 — DC
	31	68570—63	LENS, rear lamp (red) . . . . .	65 — DF
		68571—63	LENS, front lamp (amber) . . . . .	65 to 72 — DF, DC
	32	68572—64A	BULB, turn lamps . . . . .	65 to 72 — DF, DC
	33	68586—63	SCREW, lamp lens (2) . . . . .	65 to 72 — DF, DC
	35	70299—69	WIRING HARNESS, toggle switch to rear lamps . . . . .	69 to 72 — DC
	36	70317—69	WIRE, ignition switch to flasher (red) . . . . .	69 to 72 — DC
	39	70327—69	WIRE, toggle switch to flasher (yellow) . . . . .	69 to 72 — DC
	40	70576—68	PLASTIC CONNECTOR, rear lamp wires (2) . . . . .	69 to 72 — DC
	41	71090—64	BULB, 12 V . . . . .	67 to 72 — DC

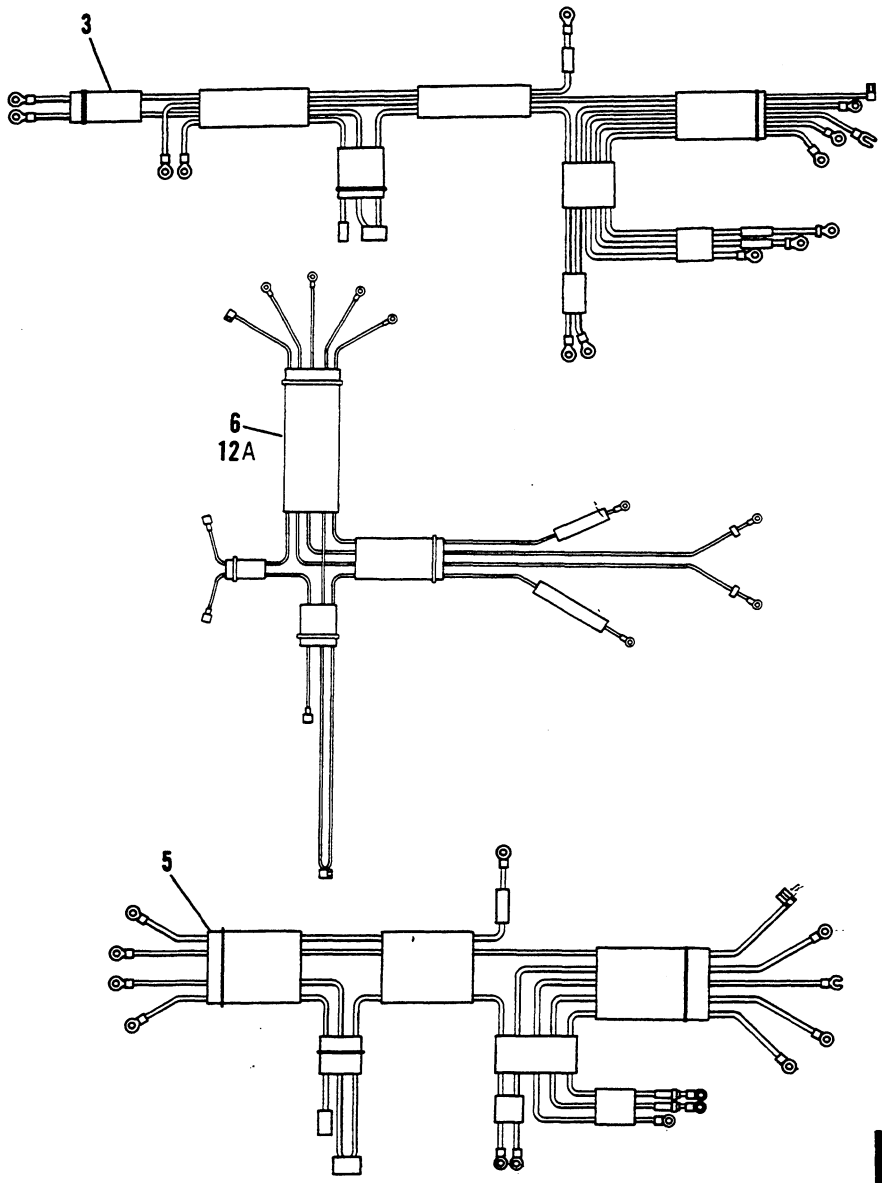
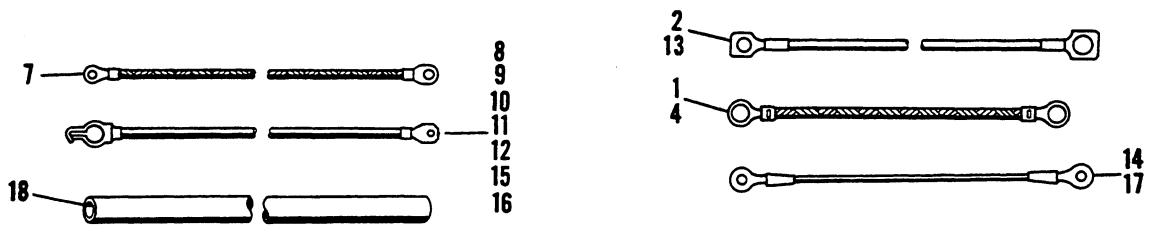
# MISCELLANEOUS ELECTRICAL





RETAIL PRICE	INDEX NO.	PART NO.	N A M E	USED ON
	1	1183	SCREW, No. 10-32 x 5/16 pan hd. ....	72 to * — D, DC
	2	2587	SCREW, No. 10-32 x 5/8 Pozidriv pan hd. ....	69 to 72 — DC
	3	3728	BOLT, 1/4-20 x 1/2 hex. hd. ....	75 & 76 — D, D4
	4	3842	BOLT, 1/4-28 x 1-1/2 hex. hd. ....	77 to 80 — D, D4
	5	5930W	SPACER .....	77 to * — D, D4
	6	6703	WASHER, 1/4 x 5/8 x 1/16 .....	77 to * — D, D4
	7	7069	LOCKWASHER, No. 10 .....	69 to 72 — DC
	8	7118	LOCKWASHER, 3/16 internal tooth .....	72 to * — D, DC
	9	7638	NUT, No. 10-32 x 1/8 x 3/8 hex. ....	69 to 72 — DC
	10	7682	LOCKNUT, 1/4-28 x 3/16 x 7/16 .....	77 to * — D, D4
	11	7686	LOCKNUT, 1/4-20 x 5/16 x 7/16 hex. ....	75 & 76 — D, D4
	12	9866	WIRE TERMINAL, battery ground cable, ring type — No. 10 hole — #10-12 wire	Late 74 to Late 80 — D, D4
	13	9902	WIRE TERMINAL, ring type — 3/16 dia. hole — #14-16 wire	63 to * — D, DF, DC, D4
	14	9903	WIRE TERMINAL, ring type — 1/8 dia. hole — #18-22 wire	63 to * — D, DF, DC, D4
	15	9909	WIRE TERMINAL, ring type — 3/16 dia. hole — #10-12 wire	72 to * — D4
	17	9911	WIRE TERMINAL, ring type — 3/16 dia. hole — #8 wire	63 to * — D, DF, DC, D4
	18	9914	WIRE TERMINAL, female spade type — 1/4 slot .....	63 to * — D, DF, DC, D4
	19	9918	WIRE TERMINAL, ring type — 1/4 dia. hole — #14-16 wire	63 to * — D, DF, DC, D4
	20	9922	WIRE TERMINAL, ring type — 1/4 dia. hole — #8 wire. . .	63 to 75 — D, DF, D4; 63 to 68 — DC
	21	9923	WIRE TERMINAL, ring type — 5/16 dia. hole — #8 wire. .	63 to * — D, DF, DC, D4
	22	9925	WIRE TERMINAL, female flag type — 1/4 slot .....	63 to * — D, DF, DC, D4
	23	9931	WIRE TERMINAL, female spade type — 3/16 slot .....	71 to * — D, DC, D4
	24	9942	WIRE TERMINAL, open end type — 3/16 slot — #14-16 wire	67 to * — D, D4
	26	9945	WIRE TERMINAL, ring type — 5/16 dia. hole — #10-12 wire (U-clamp)	63 to * — D, DF, DC, D4
	27	9958	CABLE CLAMP, (2) .....	77 to * — D, D4
	29	9981	CLIP .....	63 to * — D, DF, DC, D4
	30	9982	CLIP, accelerator switch cables (2) .....	63 to * — D, DF, DC, D4
	31	10006	CABLE STRAP, 7" .....	63 to * — D, DF, DC, D4
	32	10016	CABLE STRAP .....	63 to * — D, DF, D4; 63 to 68 — DC
	33	10019	CABLE CLAMP .....	67 to * — D; 69 to * — DC, D4
	34	11412	GROMMET, starter-cutout-regulator wires .....	63 to 66 — D, DF, DC
	35	38712—68	CLAMP, main cable (right floorboard) .....	69 to 72 — DC
	36	70576—68	WIRE CONNECTOR .....	69 to * — D, DC, D4
	37	91810—63A	CIGARETTE LIGHTER KIT .....	63 to * — D, DF, DC, D4
	38	91813—63	WIRING HARNESS, cigarette lighter .....	63 to * — D, DF, DC, D4
	39	91818—68	CIGARETTE LIGHTER, ELEMENT & KNOB, only .....	63 to * — D, DF, DC, D4
	40	70584—69	INSULATOR, flag terminal .....	63 to * — D, DF, DC, D4
	41	70589—69	INSULATOR, straight terminal .....	63 to 80 — D, DF, DC, D4

NOTE: Asterisk (\*) indicates part is used for latest model year shown on cover.

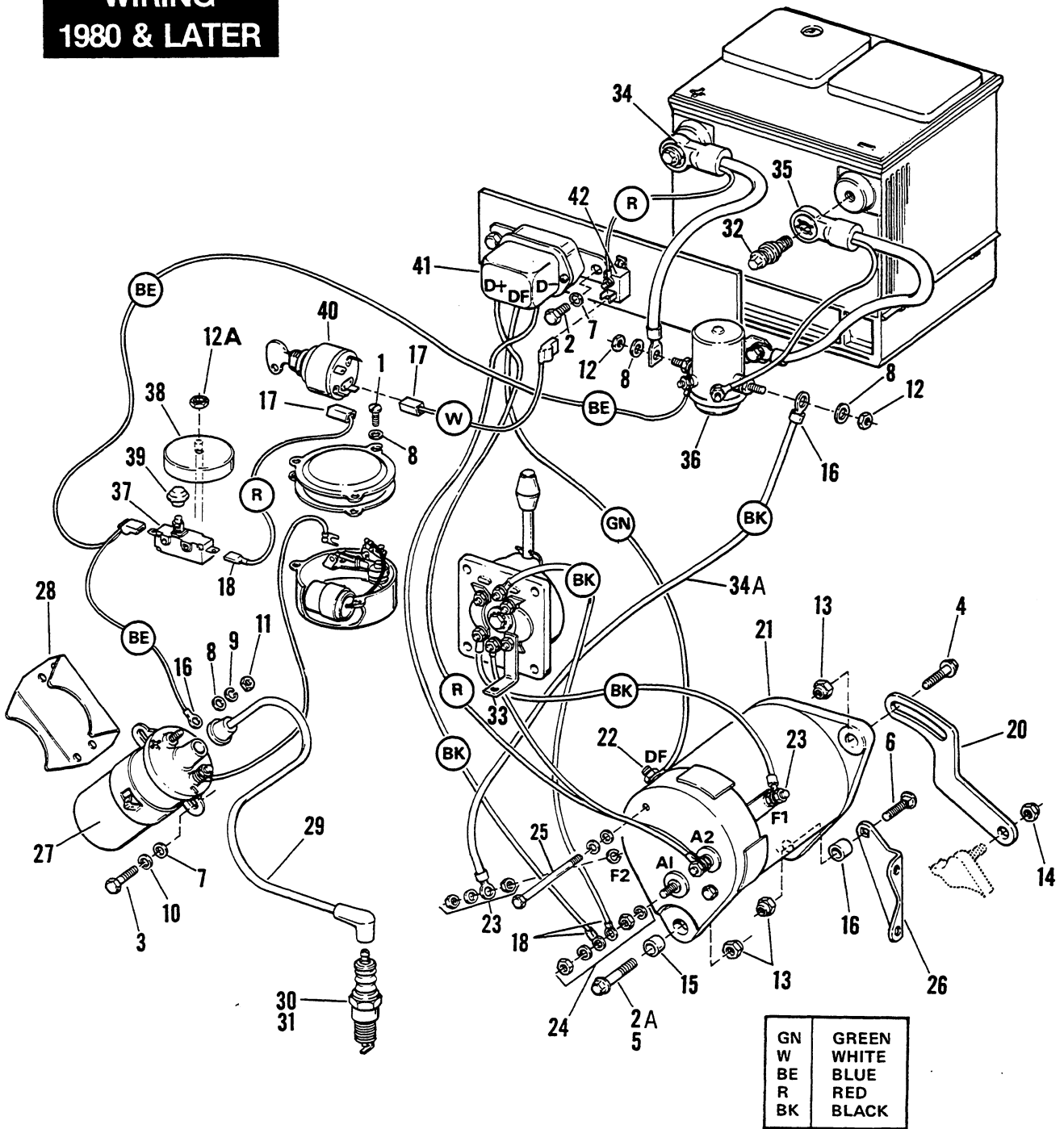


**WIRING**

RETAIL PRICE	INDEX NO.	PART NO.	N A M E	USED ON
	1	31650—69A	WIRE, horn ground — 6-1/2 in. lg. ....	65 to 72 — DC
	2	70013—67A	WIRE, solenoid to starter-generator .....	67 to 74 — D, D4
	3	70015—72	MAIN WIRING HARNESS .....	Late 72 to 74 — D
		70015—75	MAIN WIRING HARNESS .....	75 to Early 76 — D
		70015—76	MAIN WIRING HARNESS .....	Late 76 to 79 — D
	4	70016—65A	GROUND STRAP, horn — 2-1/2 in. lg. ....	69 to 72 — DC
	5	70046—72	MAIN WIRING HARNESS .....	72 to 74 — D4
		70046—75	MAIN WIRING HARNESS .....	75 to Early 76 — D4
		70046—76	MAIN WIRING HARNESS .....	Late 76 to 80 — D4
	6	70046—80	MAIN WIRING HARNESS .....	81 to * — D4
	7	70164—69	GROUND STRAP, engine .....	69 to 80 — DC; 70 to 80 — D, D4
		70164—69A	GROUND STRAP, engine .....	81 to * — D, D4
	8	70192—67	CABLE, battery to regulator — 17 in. lg. ....	67 to 74 — D; 71 to 74 — DC, D4
	9	70193—63A	BATTERY CABLE — 17 in. lg. ....	63 to 68 — D, DF, DC; 71 & 72 DC
	10	70193—66	BATTERY CABLE — 8 in. lg. ....	66 to 74 — D, D4
	11	70196—69	BATTERY CABLE, positive — 13 in. lg. ....	69 & 70 — DC; 75 to 79 — D, D4
	12	70196—80	BATTERY CABLE, positive .....	80 to * — D, D4
	12A	70236—80	MAIN WIRING HARNESS .....	80 to * — D
	13	70351—72	WIRE, solenoid to starter — generator F2 terminal .....	75 to * — D, D4
	14	70450—67A	WIRE, solenoid ground .....	69 — DC; 67 to 80 — D, D4
	15	70458—67	BATTERY CABLE, negative — 9-1/2 in. lg. ....	75 to 79 — D, D4
	16	70458—80	BATTERY CABLE, negative .....	80 to * — D, D4
	17	70480—68	WIRE, solenoid to circuit breaker .....	Late 68 to 80 — D, D4 (Above Serial No. 6660); 69 to 72 — DC
	18	70551—69	CONDUIT, 1/8 I.D. x 10 ft. lg. black vinyl (hi-temp.) ....	63 to * — D, DC, D4
		70552—69	CONDUIT, 3/8 I.D. x 10 ft. lg. black vinyl .....	63 to * — D, DC, D4
		70553—69	CONDUIT, 7/16 I.D. x 10 ft. lg. black vinyl .....	63 to * — D, DC, D4
		70554—69	CONDUIT, 1/4 I.D. x 10 ft. lg. black vinyl .....	63 to * — D, DC, D4
		70555—69	CONDUIT, 1/4 I.D. x 10 ft. lg. black vinyl (hi-temp.) ....	63 to * — D, DC, D4
		70556—71	CONDUIT, 5/16 I.D. x 10 ft. lg. black vinyl .....	63 to * — D, DC, D4
		70558—71	CONDUIT, 1/2 I.D. x 10 ft. lg. black vinyl .....	63 to * — D, DC, D4
		70559—71	CONDUIT, 1/8 I.D. x 10 ft. lg. black vinyl .....	63 to * — D, DC, D4

**NOTE:** Asterisk (\*) indicates part is used for latest model year shown on cover.

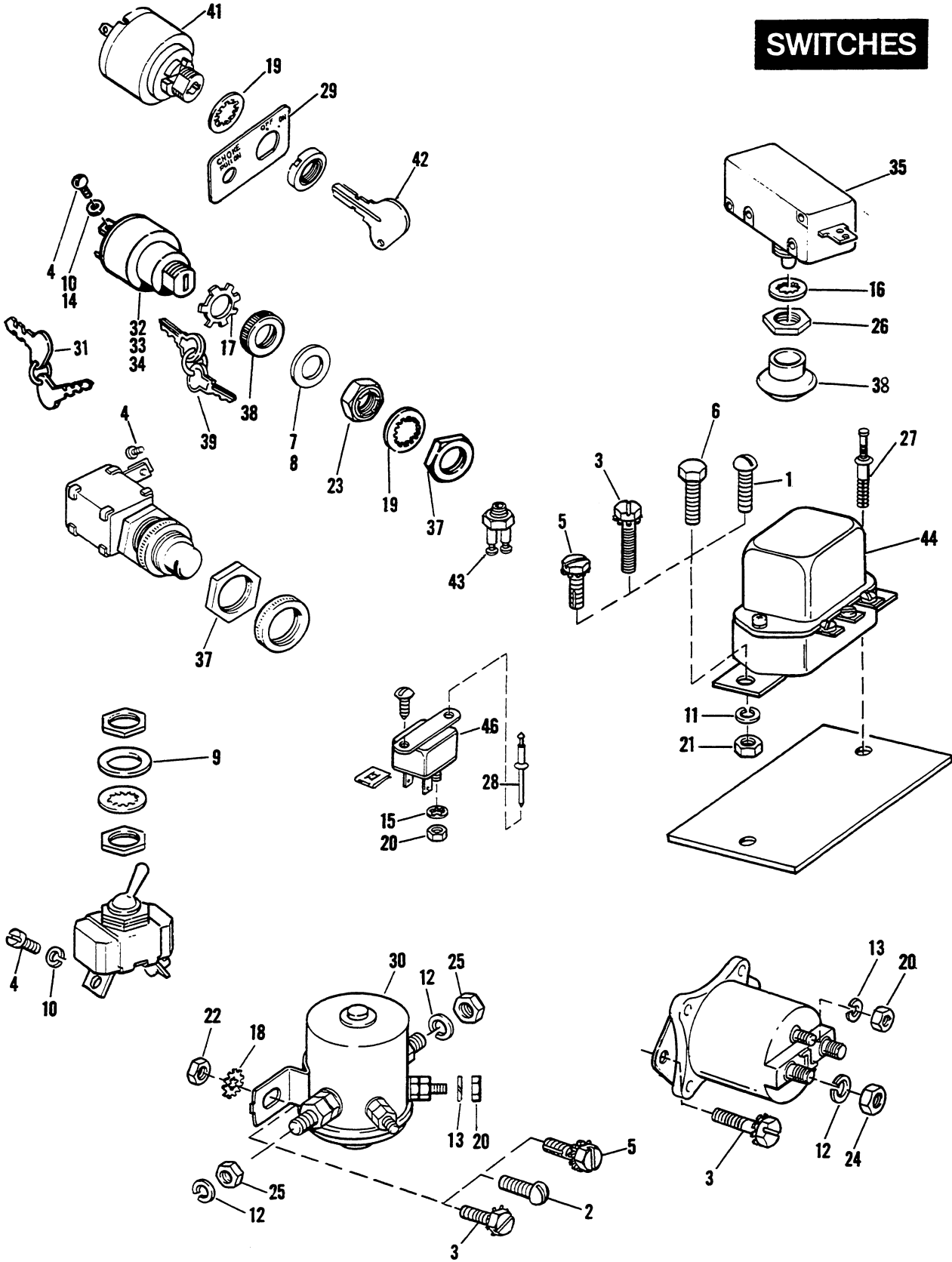
# WIRING 1980 & LATER



RETAIL PRICE	INDEX NO.	PART NO.	N A M E	USED ON
	1	2640W	SCREW, No. 10-24 x 3/8 hex. hd. (3)	80 to * — D, D4
	2	3204W	SCREW, 1/4-20 x 5/8 self-tapping hex. hd.	80 to * — D, D4
	2A	3427	BOLT, 5/16-18 x 3-1/2 hex. hd.	81 to * — D, D4
	3	3991	BOLT, 5/16-18 x 7/8 hex. hd. (2)	80 to * — D, D4
	4	4734	BOLT, 5/16-18 x 1-1/4 hex. hd.	80 to * — D, D4
	5	4735	BOLT, 5/16-18 x 1-3/4 hex. hd.	80 — D, D4
	6	5445W	CARRIAGE BOLT, 5/16-18 x 1-1/4	80 to * — D, D4
	7	6702	WASHER, 5/16 x 11/16 x 1/16 (4)	80 to * — D, D4
	8	6716	WASHER, No. 10 x 1/2 x 3/64 (8)	80 to * — D, D4
	9	7069	LOCKWASHER, No. 10 (2)	80 to * — D, D4
	10	7041	LOCKWASHER, 5/16 (2)	80 to * — D, D4
	11	7634	NUT, No. 10-32 x 1/8 x 5/16 hex. brass (2)	80 to * — D, D4
	12	7753	NUT, 5/16-24 x 1/4 x 1/2 hex. (2)	80 to * — D, D4
	12A	7807W	NUT, 3/8-32 x 9/16 x 3/32 hex.	80 to * — D, D4
	13	8161	LOCKNUT, 5/16-18 x 7/16 x 1/2 (3) hex.	80 to * — D, D4
	14	8162	LOCKNUT, 1/4-28 x 25/64 x 7/16 hex.	80 to * — D, D4
	15	8997	BUSHING (2)	80 to * — D, D4
	16	9857	WIRE TERMINAL, ring type - No. 10 hole - #16-22 wire	80 to * — D, D4
	17	9858	CONNECTOR, wire	80 to * — D, D4
	18	9900	WIRE TERMINAL, flag type	80 to * — D, D4
	20	29941—79	STRAP, starter-generator	80 — D, D4
	21	30083—69C	STARTER-GENERATOR (Hitachi)	80 to * — D, D4
	22	30394—77	HARDWARE KIT, (DF-terminals)	80 to * — D, D4
	23	30395—77	HARDWARE KIT, (F-1 & F-2 terminals)	80 to * — D, D4
	24	30446—77	HARDWARE KIT, (A-1 & A-2 terminals)	80 to * — D, D4
	25	30461—77	THRU-BOLT, with washers and lockwashers (2)	80 to * — D, D4
	26	31476—79	BRACKET, starter-generator	80 to * — D, D4
	27	31601—63A	SPARK COIL	80 to * — D, D4
	28	31610—68	BRACKET, coil	80 — D, D4
	29	31981—65B	WIRE, spark plug	80 to * — D, D4
	30	32309—69	SPARK PLUG No. 5-6	80 — D, D4
	31	32312—77	SPARK PLUG No. 5R6	81 to * — D, D4
	32	66086—80	BOLT, side mount (2)	80 to * — D, D4
		70046—80	MAIN WIRING HARNESS	81 to * — D4
	33	70164—69	GROUND STRAP	80 — D, D4
		70164—69A	GROUND STRAP	81 to * — D, D4
	34	70196—80	CABLE, battery (positive)	80 to * — D, D4
		70227—80	MAIN WIRING HARNESS	80 — D4
		70236—80	MAIN WIRING HARNESS	80 to * — D
	34A	70351—72	WIRE, solenoid to starter - generator F2 terminal	75 to * — D, D4
	35	70458—80	CABLE, battery (negative)	80 to * — D, D4
	36	71470—63D	SOLENOID SWITCH	80 to * — D, D4
	37	71506—63	MICRO SWITCH	80 to * — D, D4
	38	71509—70	CUP, micro switch	80 to * — D, D4
	39	71514—68A	COVER, plunger	80 to * — D, D4
	40	71762—75	IGNITION SWITCH	80 to * — D, D4
	41	74509—76	VOLTAGE REGULATOR	80 to * — D, D4
	42	74592—68	CIRCUIT BREAKER	80 to * — D, D4

**NOTE:** Asterisk (\*) indicates part is used for latest model year shown on cover.

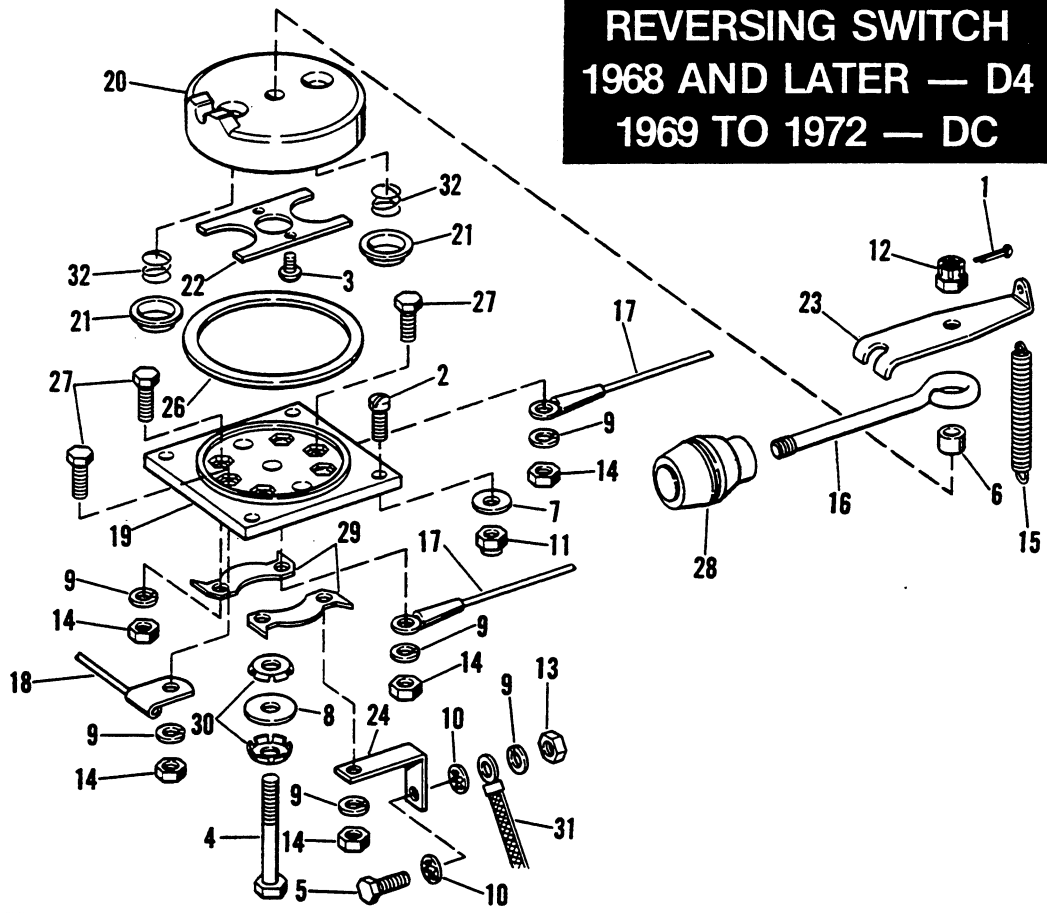
# SWITCHES



RETAIL PRICE	INDEX NO.	PART NO.	NAME	USED ON
	1	1374	SCREW, 1/4-28 x 3/4 Pozidriv pan hd. (2)	67 & Early 68 — D (Below Serial No. 68D—6660)
	2	2645W	SCREW, with external tooth l.w., 5/16-18 x 1/2 slotted hex. hd. (2)	71 to * — D, DC, D4
	3	2774	SCREW, 1/4-20 x 5/8 Pozidriv pan hd. (2)	67 to 70 — D; 69 & 70 — DC
	4	2808	SCREW, No. 8-32 x 3/8, Pozidriv pan hd. (2)	73 to Early 76 — D, D4
	5	3204W	SCREW, 1/4-20 x 5/8 self tapping hex. hd.	79 to * — D, D4
	6	4410	BOLT, 1/4-28 x 7/8 hex. hd. (2)	Late 68 to Early 72 — D (Above Serial No. 6660); 69 to Early 72 — DC
	7	6270	WASHER, 3/4 x 1 x 1/32	Late 73 to Early 76 — D4
	8	6714W	WASHER, 5/8 x 1 x 1/32	67 to 72 — D; 69 to 72 — DC
	9	6807W	WASHER, 1/2 x 3/4 x 1/32	65 to 72 — DF, DC
	10	7015	LOCKWASHER, No. 8 (2)	65 to * — D, DF, DC, D4
	11	7036	LOCKWASHER, 1/4 (4)	Late 68 to Early 72 — D; 69 to Early 72 — DC
	12	7041	LOCKWASHER, 5/16 (2)	67 to * — D, D4
	13	7069	LOCKWASHER, No. 10 (2)	67 to * — D, D4
	14	7115	LOCKWASHER, No. 8 internal tooth (2)	73 to * — D, D4
	15	7118	LOCKWASHER, No. 10 internal tooth (2)	Late 68 to * — D, D4 (Above Serial No. 6660); 69 to 72 — DC
	16	7130W	LOCKWASHER, 3/8 internal tooth	63 to 67 — D, DF, DC
	17	7144	LOCKWASHER, 3/4 external tooth	67 to Early 76 — D, D4; 69 to 72 — DC
	18	7229W	LOCKWASHER, 1/4 internal & external tooth	67 to 70 — D; 69 & 70 — DC
	19	7421	LOCKWASHER, 5/8 internal tooth	Late 76 to 79 — D4; Late 76 to 80 — D
	20	7638	NUT, No. 10-32 x 1/8 x 3/8 hex. (4)	67 to * — D, D4
	21	7676	NUT, 1/4-28 x 3/16 x 7/16 hex. (4)	Late 68 to Early 72 — D; 69 to Early 72 — DC
	22	7688	NUT, 1/4-20 x 1/4 x 1/2 hex. (2)	67 to 70 — D; 69 & 70 — DC
	23	7705	SPEED NUT, 3/4-20 x 3/16 x 1-1/16 hex.	63 to * — D, DF, DC, D4
	24	7748W	NUT, 5/16-18 x 1/4 x 1/2 hex. (2)	75 to 77 — D, D4
	25	7753	NUT, 5/16-24 x 1/4 x 1/2 hex. (4)	67 to * — D, D4
	26	7807W	SPEED NUT, 3/8-32 x 3/32 x 9/16 hex.	68 to * — D, DC, D4
	27	8208	RIVET (2)	Late 72 to Early 76 — D, DC, D4
	28	8687	POP RIVET (2)	Late 72 to * — D, D4
	29	70951—79	PLATE, ignition & choke	79 to * — D, D4
	30	71470—63D	SOLENOID SWITCH	67 to * — D; 69 to * — DC, D4
	31	71486—65	SET OF SWITCH KEYS (oval headed key)	67 to 72 — D; 69 to 72 — DC
	32	71495—72	KEY SWITCH, with keys — 3/4-20 threads (all keys alike)	72 to Early 76 — D4; 73 to Early 76 — D
	33	71496—65	KEY SWITCH, with keys — 5/8-32 threads (all keys alike)	65 to 72 — D, DF, DC
	34	71498—70	KEY SWITCH, with keys — 13/16 threads (individual keys)	65 to * — D, DC, D4
	35	71506—63	MICRO-SWITCH, accelerator pedal	63 to * — D, DF, DC, D4
	36	71514—68A	RUBBER COVER, micro-switch plunger	68 to * — D, DC, D4
	37	71523—64	NUT, key switch, 5/8-32 threads	65 to 72 — DF, DC; 67 to 72 — D
	38	71524—59A	KNURLED NUT, key switch, 3/4-20 threads	67 to Early 76 — D, D4; 69 to 72 — DC
	39	71532—72	SET OF SWITCH KEYS (round headed key)	67 to Early 76 — D, D4; 69 to 72 — DC
	41	71762—75	IGNITION SWITCH	Late 76 to * — D, D4
	42	71765—75	KEY, ignition switch	Late 76 to * — D, D4
	43	72002—51	STOPLIGHT SWITCH	66 to 72 — DC
	44	74509—76	VOLTAGE REGULATOR (Hitachi)	Late 76 to * — D, D4
		74511—65	VOLTAGE REGULATOR (Bosch)	Late 68 to Early 76 — D, D4 (Above Serial No. 6660); 69 to 72 — DC
	46	74592—68	CIRCUIT BREAKER	Late 68 to * — D, D4 (Above Serial No. 6660); 69 to 72 — DC

**NOTE:** Asterisk (\*) indicates part is used for latest model year shown on cover.

**REVERSING SWITCH  
1968 AND LATER — D4  
1969 TO 1972 — DC**

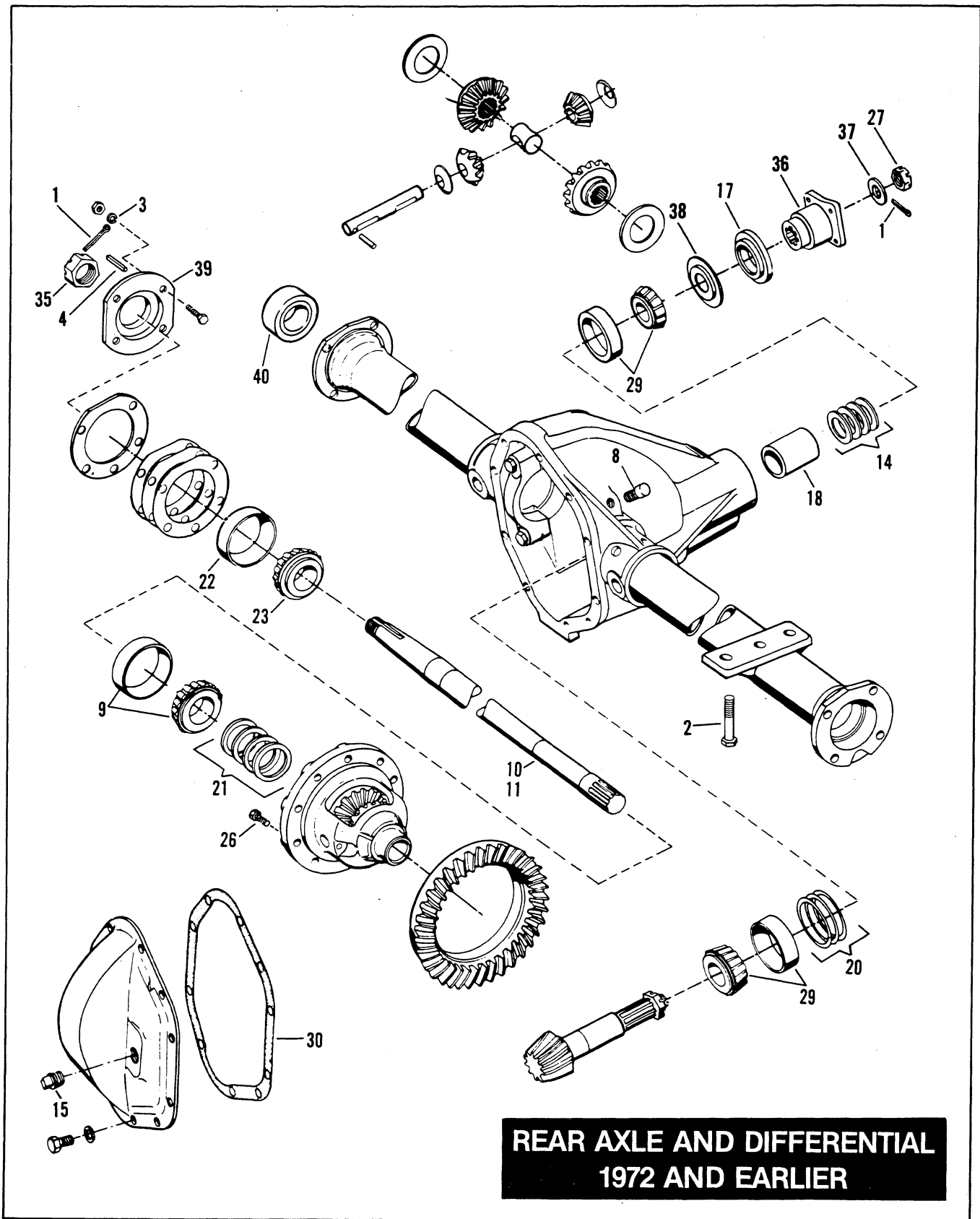




**REVERSING SWITCH**  
**1968 & LATER — D, D4**  
**1969 to 1972 — DC**

RETAIL PRICE	INDEX NO.	PART NO.	N A M E	USED ON
	1	534	COTTER PIN, 3/32 x 1	68 to * — D; 69 to * — DC, D4
	2	1374	SCREW, 1/4-28 x 3/4 Pozidriv pan hd. (4)	68 to * — D; 69 to * — DC, D4
	3	2633	SCREW, No. 8-32 x 3/8 self tapping rd. hd. (2)	68 to * — D; 69 to * — DC, D4
	4	3963W	BOLT, 5/16-24 x 2-1/4 hex. hd.	68 to * — D; 69 to * — DC, D4
	5	3974HW	BOLT, 5/16-24 x 3/4 hex. hd.	68 to * — D; 69 to * — DC, D4
	6	5970B	SPACER, pivot bolt	69 to * — D, DC, D4
	7	6261	WASHER, 1/4 x 3/4 x 1/8 (rubber) (4)	68 to * — D; 69 to * — DC, D4
	8	6332B	WASHER, 5/16 x 15/16 x 1/16	68 to * — D; 69 to * — DC, D4
	9	7041	LOCKWASHER, 5/16 (7)	68 to * — D; 69 to * — DC, D4
	10	7127	LOCKWASHER, 5/16 internal tooth (2)	68 to * — D; 69 to * — DC, D4
	11	7682	LOCKNUT, 1/4-28 x 3/16 x 7/16 hex. (4)	68 to * — D; 69 to * — DC, D4
	12	7728	CASTLE NUT, 5/16-24	68 to * — D; 69 to * — DC, D4
	13	7744	NUT, 5/16-24 x 3/16 x 1/2 hex.	68 to * — D; 69 to * — DC, D4
	14	7748W	NUT, 5/16-18 x 1/4 x 1/2 hex. (6)	68 to * — D; 69 to * — DC, D4
		32949—68	REVERSING SWITCH ASSEMBLY (less wires)	68 to * — D; 69 to * — DC, D4
	15	32953—69	RETURN SPRING	69 to * — D, DC, D4
	16	32955—68A	HANDLE, reversing switch	68 to * — D; 69 to * — DC, D4
	17	32956—67	WIRE, reversing switch (2)	68 to * — D, D4
	18	32957—67	WIRE, reversing switch	68 to * — D, D4
	19	32959—68	BASE PLATE, reversing switch	68 to * — D; 69 to * — DC, D4
	20	32972—68	COVER, reversing switch	68 to * — D; 69 to * — DC, D4
	21	32976—68	FLOATING CONTACT, reversing switch (2)	68 to * — D; 69 to * — DC, D4
	22	32978—68	STOP PLATE, reversing switch contact	68 to * — D; 69 to * — DC, D4
	23	32979—69	SPRING LEVER	69 to * — D, DC, D4
	24	32980—67	GROUND STRAP	68 to * — D; 69 to * — DC, D4
	26	32983—68	FELT WASHER	68 to * — D; 69 to * — DC, D4
	27	32988—68	CONTACT SCREW (6)	68 to * — D; 69 to * — DC, D4
	28	32994—67A	KNOB, reversing switch	68 to * — D; 69 to * — DC, D4
	29	32998—67	CONTACT STRIP (2)	68 to * — D; 69 to * — DC, D4
	30	41424—63	SPRING WASHER (2)	68 to * — D; 69 to * — DC, D4
	31	70164—69	GROUND STRAP, engine	69 to 72 — DC; 70 to * — D, D4
	32	71804—65	SPRING, floating contact (2)	68 to * — D; 69 to * — DC, D4

**NOTE:** Asterisk (\*) indicates part is used for latest model year shown on cover.



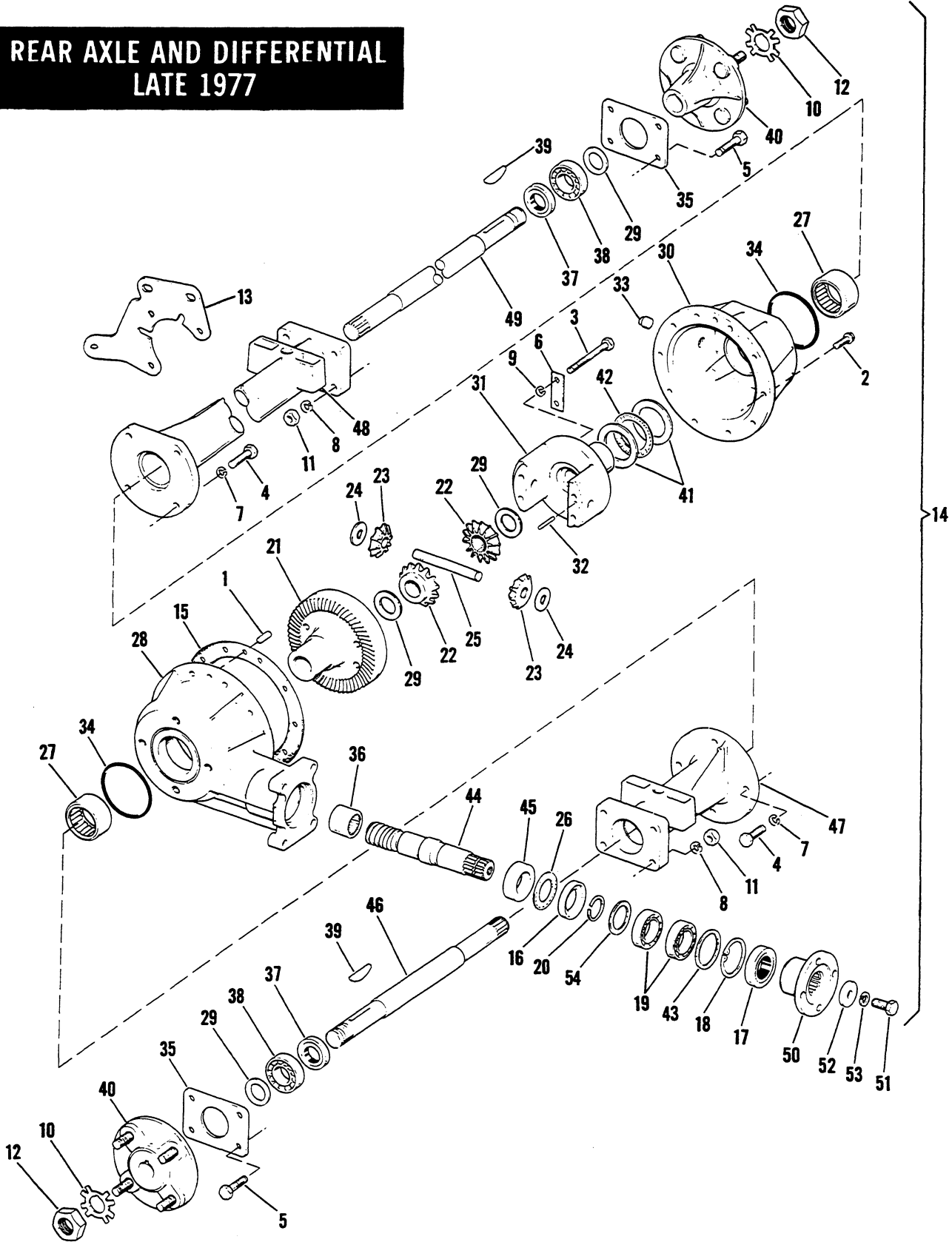
**REAR AXLE AND DIFFERENTIAL  
1972 AND EARLIER**

RETAIL PRICE	INDEX NO.	PART NO.	N A M E	USED ON
	1	559	COTTER PIN, 1/8 x 1-1/4 (3)	63 to 72 — D, DF, DC, D4
	2	2889	BOLT, 3/8-24 x 3/4 hex. hd. (4)	63 to 72 — D, DF, DC, D4
	3	7041	LOCKWASHER, 5/16 (8)	63 to 72 — D, DF, DC, D4
	4	41204-63A	KEY, axle shaft (2)	63 to 72 — D, DF, DC, D4
	8	82823-67	BREATHER VALVE, axle housing	67 to 72 — D, DC, D4
	9	82844-63A	ROLLER BEARING, differential (2)	63 to 72 — D, DF, DC, D4
	10	82872-63A	AXLE SHAFT, right — 16-7/8", with seal	63 to 66 — D, DF; 63 to 68 — DC
		82872-67A	AXLE SHAFT, right — 13-5/32", with seal	67 to 72 — D; 69 to 72 — DC, D4
	11	82874-63A	AXLE SHAFT, left — 18-7/16", with seal	63 to 66 — D, DF; 63 to 68 — DC
		82874-67A	AXLE SHAFT, left — 22-5/32", with seal	67 to 72 — D; 69 to 72 — DC, D4
	14	83032-73	SHIM, pinion bearing adjusting — .003" (2)	63 to 72 — D, DF, DC, D4
		83033-73	SHIM, pinion bearing adjusting — .005" (2)	63 to 72 — D, DF, DC, D4
		83034-73	SHIM, pinion bearing adjusting — .010" (2)	63 to 72 — D, DF, DC, D4
		83035-73	SHIM, pinion bearing adjusting — .030"	63 to 72 — D, DF, DC, D4
	15	83040-63	PLUG, differential cover	63 to 72 — D, DF, DC, D4
	17	83051-63	OIL SEAL, pinion	63 to 72 — D, DF, DC, D4
	18	83053-63A	SPACER, pinion bearing	63 to 72 — D, DF, DC, D4
	20	83072-73	SHIM, pinion cup adjusting — .003"	63 to 72 — D, DF, DC, D4
		83073-73	SHIM, pinion cup adjusting — .005"	63 to 72 — D, DF, DC, D4
		83074-73	SHIM, pinion cup adjusting — .010"	63 to 72 — D, DF, DC, D4
	21	83096-63A	SHIM, differential bearing — .003"	63 to 72 — D, DF, DC, D4
		83097-63A	SHIM, differential bearing — .005"	63 to 72 — D, DF, DC, D4
		83098-63A	SHIM, differential bearing — .010"	63 to 72 — D, DF, DC, D4
		83099-63A	SHIM, differential bearing — .030" (2)	63 to 72 — D, DF, DC, D4
	22	83100-63	CUP, wheel bearing (2)	63 to 72 — D, DF, DC, D4
	23	83102-63	CONE WITH ROLLERS, wheel bearing (2)	63 to 72 — D, DF, DC, D4
	26	83106-63A	BOLT, drive gear (10)	63 to 72 — D, DF, DC, D4
	27	83108-63	PINION NUT	63 to 72 — D, DF, DC, D4
	29	83112-63A	ROLLER BEARING, pinion (2)	63 to 72 — D, DF, DC, D4
	30	83113-66	COVER GASKET	67 to 72 — D, DC, D4
	35	83131-63	NUT, axle shaft (2)	63 to 72 — D, DF, DC, D4
	36	83132-63A	DRIVE PINION YOKE	63 to 72 — D, DF, DC, D4
	37	83133-63A	WASHER, pinion nut	63 to 72 — D, DF, DC, D4
	38	83134-63A	OIL SLINGER, pinion	63 to 72 — D, DF, DC, D4
	39	83162-63	OIL SEAL, axle end (2)	63 to 72 — D, DF, DC, D4
	40	83163-63A	OIL SEAL, axle tube (2)	63 to 72 — D, DF, DC, D4

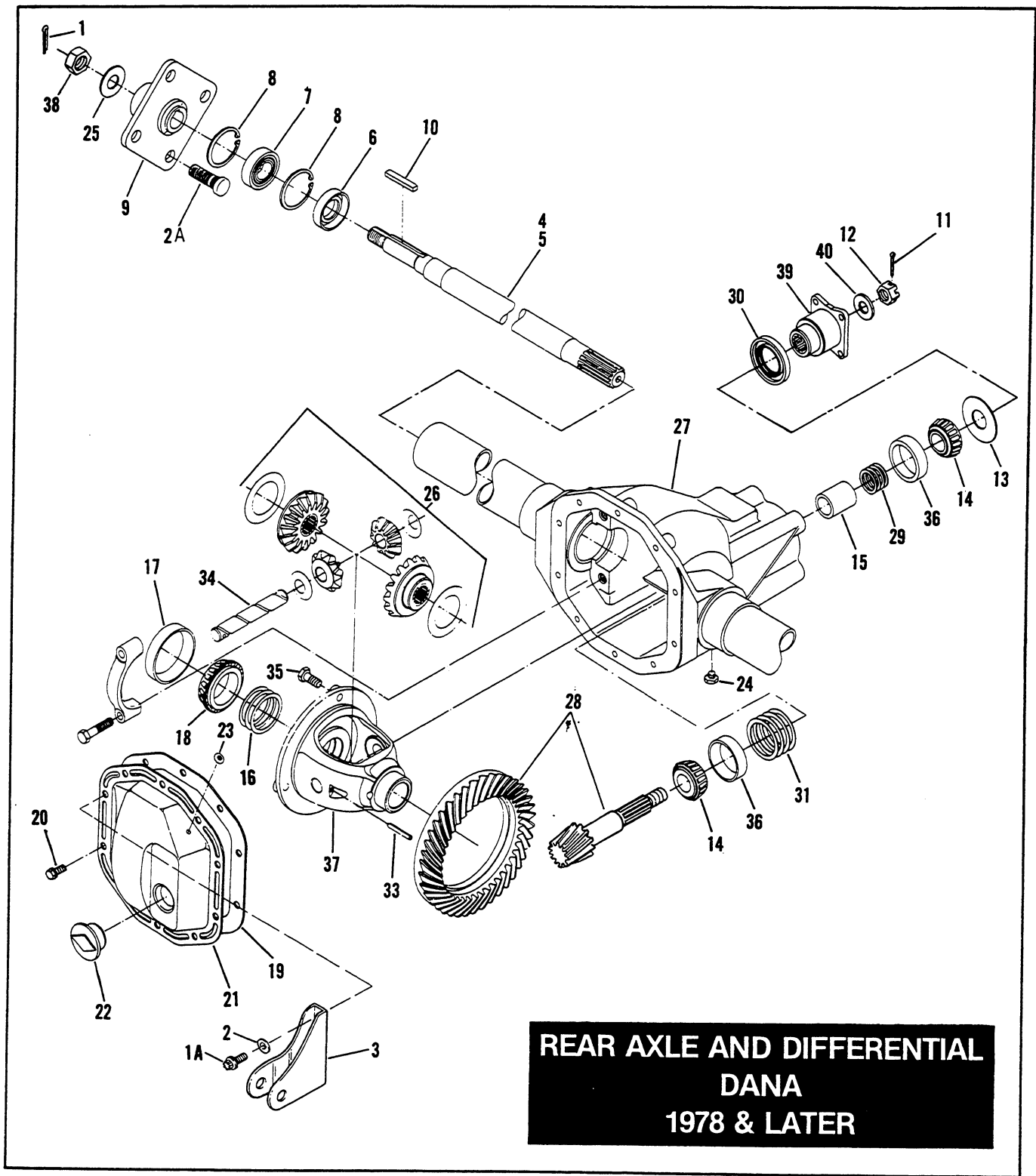


RETAIL PRICE	INDEX NO.	PART NO.	N A M E	USED ON
	1	559	COTTER PIN, 1/8 dia. x 1-1/4 (3)	73 to Early 77 — D, D4
	1A	41199—66A	STUD, wheel hub (8)	73 to Early 77 — D, D4
		82805—73	REAR AXLE ASSEMBLY, complete	73 to Early 77 — D, D4
	2	82823—67	BREATHER VALVE, axle housing	73 to Early 77 — D, D4
	3	82844—63A	ROLLER BEARING, differential (2)	73 to Early 77 — D, D4
	4	82876—73	AXLE SHAFT, right	73 to Early 77 — D, D4
	5	82878—73	AXLE SHAFT, left	73 to Early 77 — D, D4
	6	82948—73	MATCHED PINION AND GEAR	73 to Early 77 — D, D4
	7	83032—73	SHIM, pinion bearing — front — .003"	73 to Early 77 — D, D4
		83033—73	SHIM, pinion bearing — front — .005"	73 to Early 77 — D, D4
		83034—73	SHIM, pinion bearing — front — .010"	73 to Early 77 — D, D4
		83035—73	SHIM, pinion bearing — front — .030"	73 to Early 77 — D, D4
	8	83039—73	PLUG, drain	73 to Early 77 — D, D4
	9	83041—73	PLUG, axle housing cover	73 to Early 77 — D, D4
	10	83042—73	COVER, axle housing	73 to Early 77 — D, D4
	11	83043—73	GASKET, axle end bearing retainer (4)	73 to Early 77 — D, D4
	12	83051—73	OIL SEAL, pinion	73 to Early 77 — D, D4
	13	83053—63A	SPACER, pinion bearings	73 to Early 77 — D, D4
	14	83072—73	SHIM, pinion bearing — rear — .003"	73 to Early 77 — D, D4
		83073—73	SHIM, pinion bearing — rear — .005"	73 to Early 77 — D, D4
		83074—73	SHIM, pinion bearing — rear — .010"	73 to Early 77 — D, D4
	15	83084—73	HUB, rear wheel (2)	73 to Early 77 — D, D4
	17	83087—73	FELT SEAL, wheel hub (2)	73 to Early 77 — D, D4
	18	83096—63A	SHIM, differential bearing — .003"	73 to Early 77 — D, D4
		83097—63A	SHIM, differential bearing — .005"	73 to Early 77 — D, D4
		83098—63A	SHIM, differential bearing — .010"	73 to Early 77 — D, D4
		83099—63A	SHIM, differential bearing — .030"	73 to Early 77 — D, D4
	19	83100—73	ROLLER BEARING, wheel hub (2)	73 to Early 77 — D, D4
	20	83103—73	LOCK PIN, pinion mate shaft	73 to Early 77 — D, D4
	21	83104—73	SHAFT, pinion mate	73 to Early 77 — D, D4
	22	83106—63A	BOLT, drive gear (10)	73 to Early 77 — D, D4
	23	83108—63	NUT, pinion	73 to Early 77 — D, D4
	24	83112—63A	ROLLER BEARING, pinion (2)	73 to Early 77 — D, D4
	25	83113—73	GASKET, axle housing cover	73 to Early 77 — D, D4
	26	83115—73	BOLT, axle housing cover (9)	73 to Early 77 — D, D4
	27	83119—73	BOLT, wheel hub bearing retainer (8)	73 to Early 77 — D, D4
	28	83125—73	DIFFERENTIAL CASE ASSEMBLY	73 to Early 77 — D, D4
	29	83126—73	DUST SHIELD, wheel hub bearing (2)	73 to Early 77 — D, D4
	30	83131—63	NUT, axle shaft (2)	73 to Early 77 — D, D4
	31	83132—63A	YOKE, pinion	73 to Early 77 — D, D4
	32	83133—63A	WASHER, pinion nut	73 to Early 77 — D, D4
	33	83134—63A	OIL SLINGER, pinion	73 to Early 77 — D, D4
	34	83143—75	AXLE SLEEVE, wheel hub roller bearing	73 to Early 77 — D, D4
	35	83163—63A	OIL SEAL, axle tube	73 to Early 77 — D, D4
	36	83165—73	RETAINER, wheel hub bearing (2)	73 to Early 77 — D, D4

# REAR AXLE AND DIFFERENTIAL LATE 1977



RETAIL PRICE	INDEX NO.	PART NO.	N A M E	USED ON
	1	376	DOWEL PIN, differential case (2)	Late 77 — D, D4
	2	3940	BOLT, 5/16 x 7/8 hex. hd. (10)	Late 77 — D, D4
	3	3957	BOLT, 3/8 x 3-3/8 hex. hd. (4)	Late 77 — D, D4
	4	3962	BOLT, 1/2 x 1-1/2 hex. hd. (8)	Late 77 — D, D4
	5	3977	BOLT, 7/16 x 1-1/2 hex. hd. (8)	Late 77 — D, D4
	6	6573	WASHER PLATE, differential gear carrier (2)	Late 77 — D, D4
	7	7049	LOCKWASHER, 1/2 (8)	Late 77 — D, D4
	8	7054	LOCKWASHER, 7/16 (8)	Late 77 — D, D4
	9	7061	LOCKWASHER, 3/8 (4)	Late 77 — D, D4
	10	7216	RETAINER, axle nut (2)	Late 77 — D, D4
	11	7661	NUT, hub to axle housing (8)	Late 77 — D, D4
	12	7664	NUT, axle shaft (2)	Late 77 — D, D4
	13	54524-77	BRACKET, shock absorber	Late 77 — D, D4
	14	82803-77	REAR AXLE AND DIFFERENTIAL ASSEMBLY, complete	Late 77 — D, D4
	15	83044-77	GASKET, differential case	Late 77 — D, D4
	16	83046-77	SPACER, pinion shaft — outer	Late 77 — D, D4
	17	83049-77	SEAL, pinion shaft	Late 77 — D, D4
	18	83052-77	RETAINING RING, pinion bearing — outer	Late 77 — D, D4
	19	83054-77	BALL BEARING, pinion shaft (2)	Late 77 — D, D4
	20	83056-77	RETAINING RING, pinion bearing — inner	Late 77 — D, D4
	21	83090-77	RING GEAR	Late 77 — D, D4
	22	83091-77	GEAR, axle (2)	Late 77 — D, D4
	23	83092-77	GEAR, idler (2)	Late 77 — D, D4
	24	83093-77	THRUST WASHER, idler gear (2)	Late 77 — D, D4
	25	83094-77	SHAFT, idler gear	Late 77 — D, D4
	26	83109-77	RADIAL BEARING, pinion shaft	Late 77 — D, D4
	27	83117-77	NEEDLE BEARING, axle (2)	Late 77 — D, D4
	28	83121-77	DIFFERENTIAL CASE, right	Late 77 — D, D4
	29	83122-77	THRUST WASHER, axle gear (2); hub to axle bearing (2)	Late 77 — D, D4
	30	83123-77	DIFFERENTIAL CASE — left	Late 77 — D, D4
	31	83124-77	CARRIER, gear — differential	Late 77 — D, D4
	32	83127-77	PIN, idler gear shaft	Late 77 — D, D4
	33	83128-77	PLUG, fill	Late 77 — D, D4
	34	83129-77	O-RING, axle housing (2)	Late 77 — D, D4
	35	83130-77	PLATE, axle housing end (2)	Late 77 — D, D4
	36	83136-77	NEEDLE BEARING, pinion shaft	Late 77 — D, D4
	37	83138-77	SEAL, axle housing — outer (2)	Late 77 — D, D4
	38	83148-77	BALL BEARING, axle (2)	Late 77 — D, D4
	39	83151-77	KEY, hub (2)	Late 77 — D, D4
	40	83153-77	WHEEL HUB, with studs (2)	Late 77 — D, D4
	41	83155-77	THRUST WASHER, gear carrier — radial bearing (2)	Late 77 — D, D4
	42	83156-77	RADIAL BEARING, gear carrier	Late 77 — D, D4
	43	83157-77	WASHER, pinion bearing retaining ring — outer	Late 77 — D, D4
	44	83200-77	PINION SHAFT	Late 77 — D, D4
	45	83201-77	SPACER, pinion shaft — inner	Late 77 — D, D4
	46	83202-77	AXLE, right	Late 77 — D, D4
	47	83203-77	HOUSING, axle — right	Late 77 — D, D4
	48	83204-77	HOUSING, axle — left	Late 77 — D, D4
	49	83205-77	AXLE, shaft — left	Late 77 — D, D4
	50	83206-77	COUPLING, transmission — pinion shaft	Late 77 — D, D4
	51	83207-77	BOLT, pinion shaft	Late 77 — D, D4
	52	83208-77	SPACER, pinion shaft transmission coupling	Late 77 — D, D4
	53	83209-77	LOCKWASHER, pinion shaft bolt	Late 77 — D, D4
	54	83210-77	WASHER, pinion bearing retaining ring — inner	Late 77 — D, D4

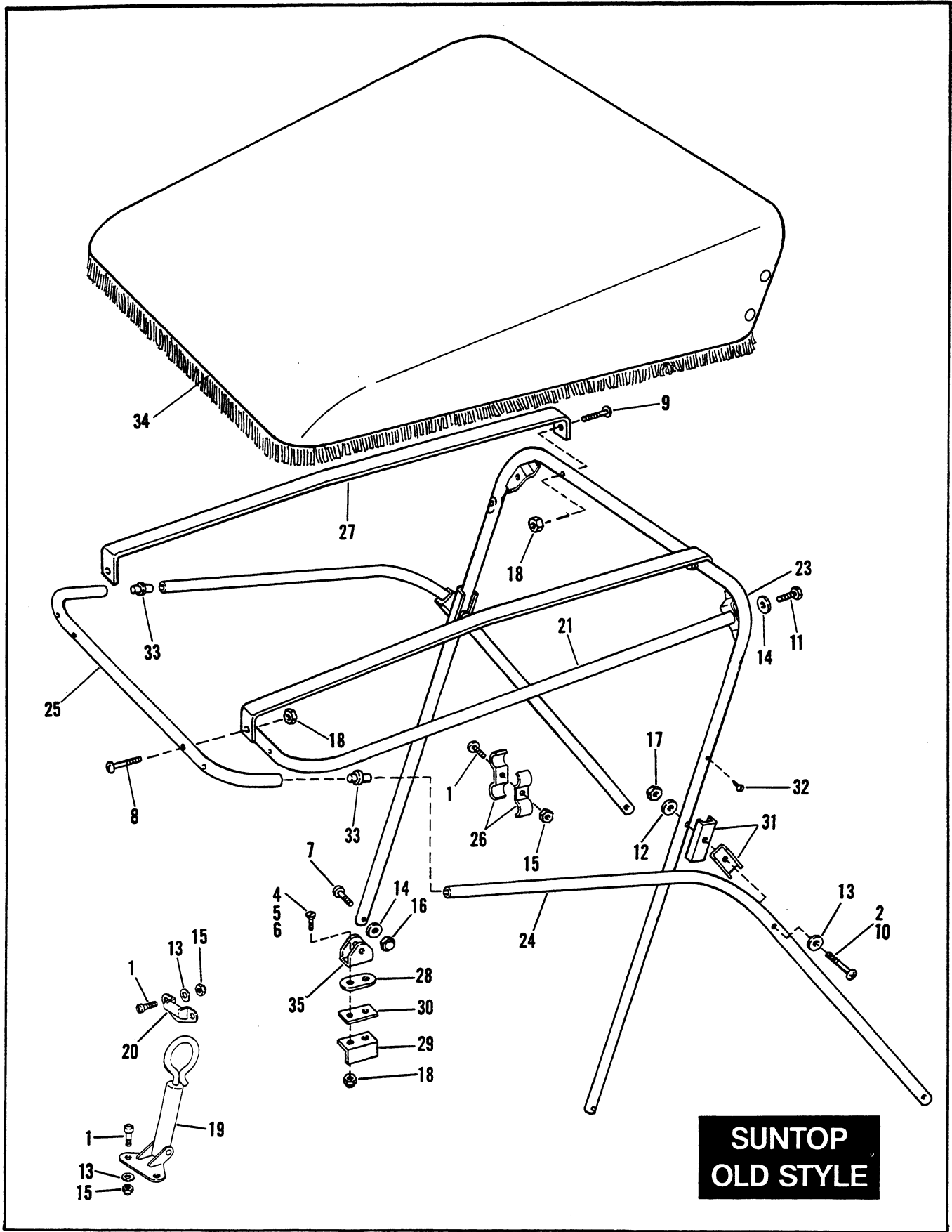


**REAR AXLE AND DIFFERENTIAL  
 DANA  
 1978 & LATER**

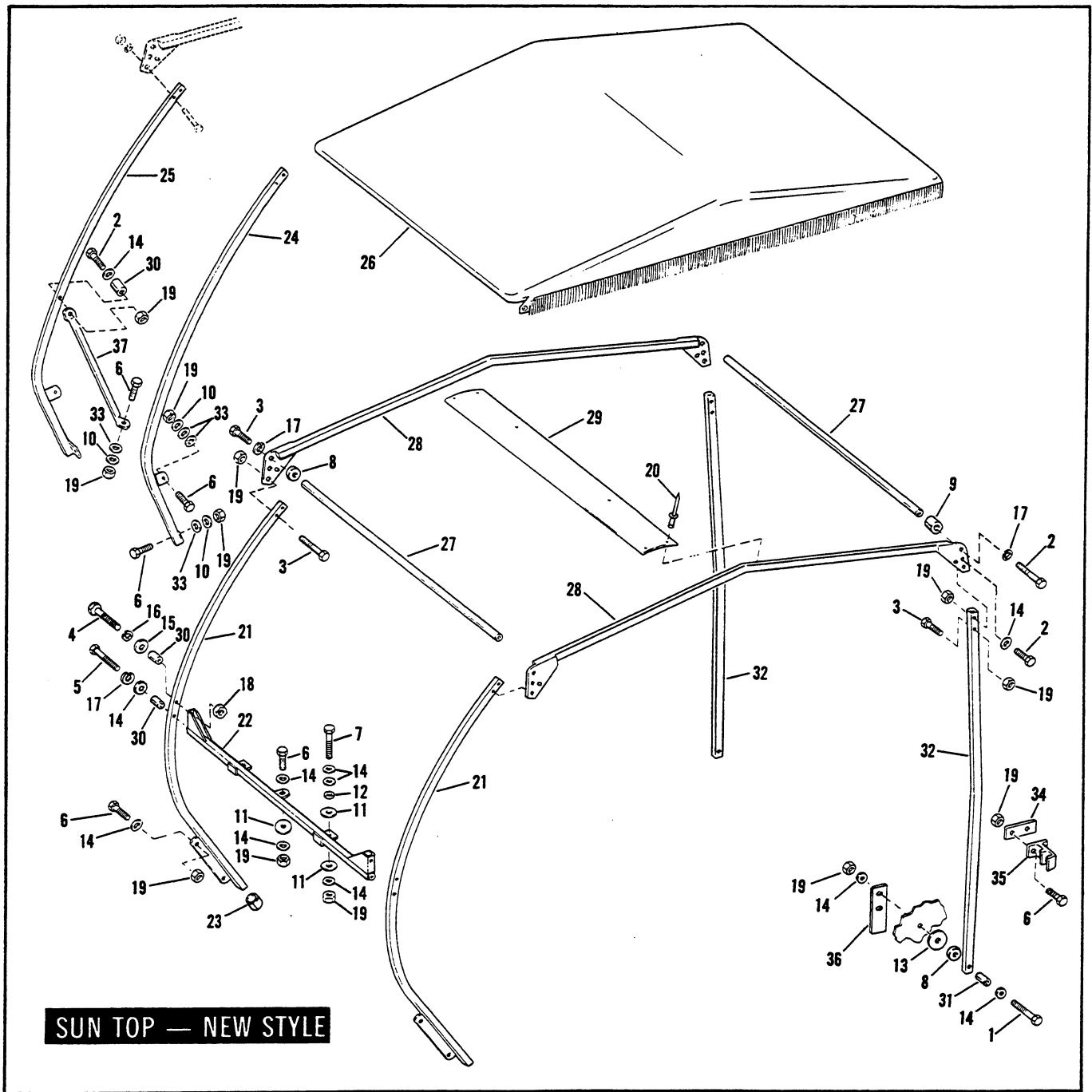


RETAIL PRICE	INDEX NO.	PART NO.	N A M E	USED ON
	1	559	COTTER PIN, 1/8 x 1-1/4 (2)	78 to * — D, D4
	1A	4733	SCREW, 5/16-18 x 1 hex. hd.	78 to * — D, D4
	2	6702	WASHER, 5/16 x 11/16 x 1/16	78 to * — D, D4
	2A	41199—66A	MOUNTING STUD, wheel hub (8)	78 to * — D, D4
	3	54524—73	MOUNTING BRACKET, shock absorber	78 to * — D, D4
	4	82702—78	AXLE SHAFT, right	78 to * — D, D4
	5	82703—78	AXLE SHAFT, left	78 to * — D, D4
	6	82704—78	OIL SEAL, axle end (2)	78 to * — D, D4
	7	82705—78	BEARING, axle end (2)	78 to * — D, D4
	8	82706—78	RETAINING RING, axle bearing (4)	78 to * — D, D4
	9	82707—78A	HUB, rear wheel (2)	78 to * — D, D4
	10	82708—78	KEY, hub (2)	78 to * — D, D4
	11	82712—78	COTTER PIN, pinion nut	78 to * — D, D4
	12	82713—78	CASTLE NUT, pinion	78 to * — D, D4
	13	82717—78	THRUST WASHER, pinion bearing	78 to * — D, D4
	14	82723—78	BEARING CONE, pinion (2)	78 to * — D, D4
	15	82724—78	SPACER, pinion bearings	78 to * — D, D4
	16	82728—78	SHIM, differential bearing — .003"	78 to * — D, D4
		82729—78	SHIM, differential bearing — .005"	78 to * — D, D4
		82730—78	SHIM, differential bearing — .010"	78 to * — D, D4
		82731—78	SHIM, differential bearing — .030"	78 to * — D, D4
	17	82732—78	BEARING CUP, differential (2)	78 to * — D, D4
	18	82733—78	BEARING CONE, differential (2)	78 to * — D, D4
	19	82734—78	GASKET, axle housing cover	78 to * — D, D4
	20	82735—78	BOLT, axle housing cover (8)	78 to * — D, D4
	21	82736—78	COVER, axle housing	78 to * — D, D4
	22	82737—78	PLUG, axle housing cover	78 to * — D, D4
	23	82749—78	BREATHER PLUG, axle housing cover	78 to * — D, D4
	24	82750—78	PLUG, drain	78 to * — D, D4
	25	82770—78	WASHER, axle nut (2)	78 to * — D, D4
	26	82772—78	DIFFERENTIAL GEAR SET	78 to * — D, D4
	27	82807—78A	REAR AXLE AND DIFFERENTIAL ASSEMBLY, complete	78 to * — D, D4
	28	82948—73	MATCHED PINION AND GEAR	78 to * — D, D4
	29	83032—73	SHIM, pinion bearing — front — .003"	78 to * — D, D4
		83033—73	SHIM, pinion bearing — front — .005"	78 to * — D, D4
		83034—73	SHIM, pinion bearing — front — .010"	78 to * — D, D4
		83035—73	SHIM, pinion bearing — front — .030"	78 to * — D, D4
	30	83051—63	OIL SEAL, pinion	78 to * — D, D4
	31	83072—73	SHIM, pinion bearing — rear — .003"	78 to * — D, D4
		83073—73	SHIM, pinion bearing — rear — .005"	78 to * — D, D4
		83074—73	SHIM, pinion bearing — rear — .010"	78 to * — D, D4
	33	83103—73	ROLL PIN, differential case	78 to * — D, D4
	34	83104—73	SHAFT, idler gear	78 to * — D, D4
	35	83106—63A	BOLT, drive gear (4)	78 to * — D, D4
	36	83112—63A	BEARING CUP, pinion (2)	78 to * — D, D4
	37	83125—73	DIFFERENTIAL CARRIER ASSEMBLY, with gears	78 to * — D, D4
	38	83131—63	NUT, axle shaft (2)	78 to * — D, D4
	39	83132—63A	PINION YOKE	78 to * — D, D4
	40	83133—63A	WASHER, pinion nut (1)	78 to * — D, D4

NOTE: Asterisk (\*) indicates part is used for latest model year shown on cover.

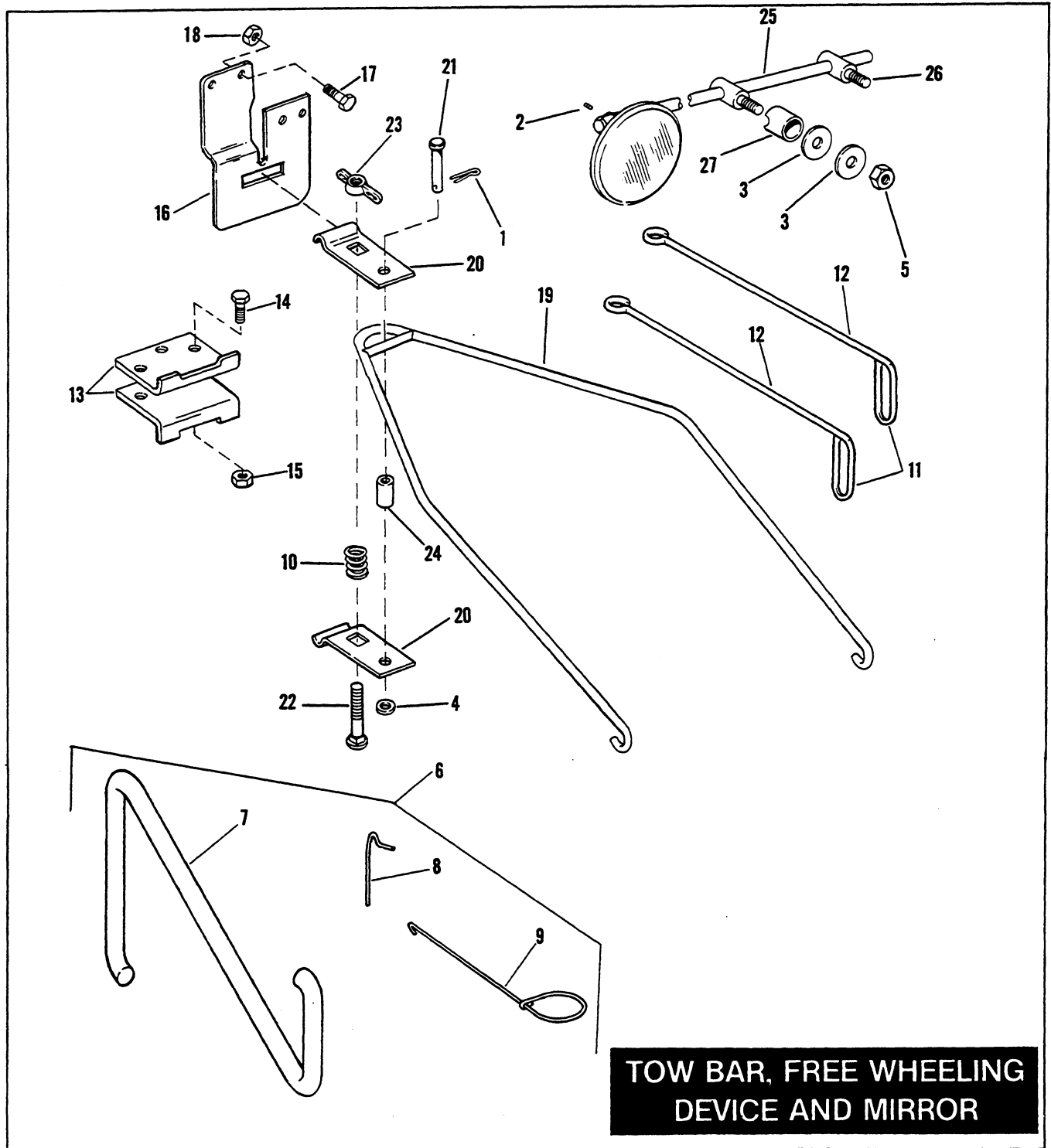


RETAIL PRICE	INDEX NO.	PART NO.	N A M E	USED ON
	1	1304	SCREW, No. 10-32 x 5/8 Pozidriv fil. hd. (6)	65 to 73 — D, D4
	2	1370W	SCREW, 1/4-20 x 2-1/4 Pozidriv fil. hd. (2)	Late 64 to 73 — D, D4
	4	2356	SCREW, 1/4-20 x 3/4 Pozidriv oval ctsk. hd. (8)	63 & Early 64 — D
	5	2360	SCREW, 1/4-20 x 1-1/4 Pozidriv oval ctsk. hd. (8)	66 to Early 69 — D
	6	2413W	SCREW, 5/16-24 x 7/8 fil. hd. (8)	Late 69 to 73 — D, D4
	7	2606	SCREW, 1/4-28 x 1-1/4 Pozidriv pan hd. (4)	63 to 73 — D, D4
	8	2740	SCREW, 5/16-24 x 2 pan hd. (4)	63 to 73 — D, D4
	9	2741	SCREW, 5/16-24 x 1-1/4 pan hd. (2)	63 to 73 — D, D4
	10	2794	SCREW, 1/4-28 x 1-3/4 Pozidriv pan hd. (2)	63 & Early 64 — D
	11	3765	BOLT, 1/4-28 x 5/8 hex. hd. (2)	Late 68 to 73 — D, D4
	12	6218W	WASHER, 1/4 x 7/16 x 1/32 (4)	63 to 73 — D, D4
	13	6716	WASHER, No. 10 x 1/2 x 3/64 (4)	65 to 73 — D, D4
	14	7124	LOCKWASHER, 1/4 internal tooth (6)	63 to 73 — D, D4
	15	7626W	LOCKNUT, No. 10-32 x 3/16 x 3/8 hex. (6)	65 to 73 — D, D4
	16	7679	ACORN NUT, 1/4-28 (4)	63 to 73 — D, D4
	17	7686	LOCKNUT, 1/4-20 x 5/16 x 7/16 hex. (2)	63 to 73 — D, D4
	18	7725	LOCKNUT, 5/16-24 x 11/32 x 1/2 hex. (12)	63 to 73 — D, D4
		89400—63D	TOP ASSEMBLY, with fittings (with fringe)	63 to 73 — D, D4
	19	89402—65	BODY HOLD-DOWN FASTENER	63 to 73 — D, D4
	20	89403—65	CATCH, hold-down fastener	63 to 73 — D, D4
	21	89407—63	UPPER REINFORCEMENT TUBE (2)	63 to 73 — D, D4
	23	89410—65A	REAR SUPPORT TUBE	64 to 73 — D, DF, D4
	24	89412—68	SIDE SUPPORT TUBE (2)	Late 68 to 73 — D, D4
	25	89416—63A	FRONT TUBE	63 to 73 — D, D4
	26	89417—68	CLAMP, side supports (4)	Late 68 to 73 — D, D4
	27	89418—63	TOP STRAP (2)	63 to 73 — D, D4
	28	89419—65A	REINFORCEMENT PLATE (4)	Late 65 to 73 — D, D4
	29	89420—65A	REINFORCEMENT PLATE (4)	Late 65 to 73 — D, D4
	30	89421—65	RUBBER PAD, body (4)	Late 65 to 73 — D, D4
	31	89423—64	REINFORCEMENT, side supports (4)	63 to 73 — D, D4
	32	89424—63	SNAP STUD (2)	63 to 73 — D, D4
	33	89426—65	CONNECTING PLUG (2)	66 to 73 — D, D4
	34	89428—63B	TOP COVERING (with fringe)	63 to 73 — D, D4
	35	89432—63A	MOUNTING BRACKET (4)	63 to 73 — D, D4



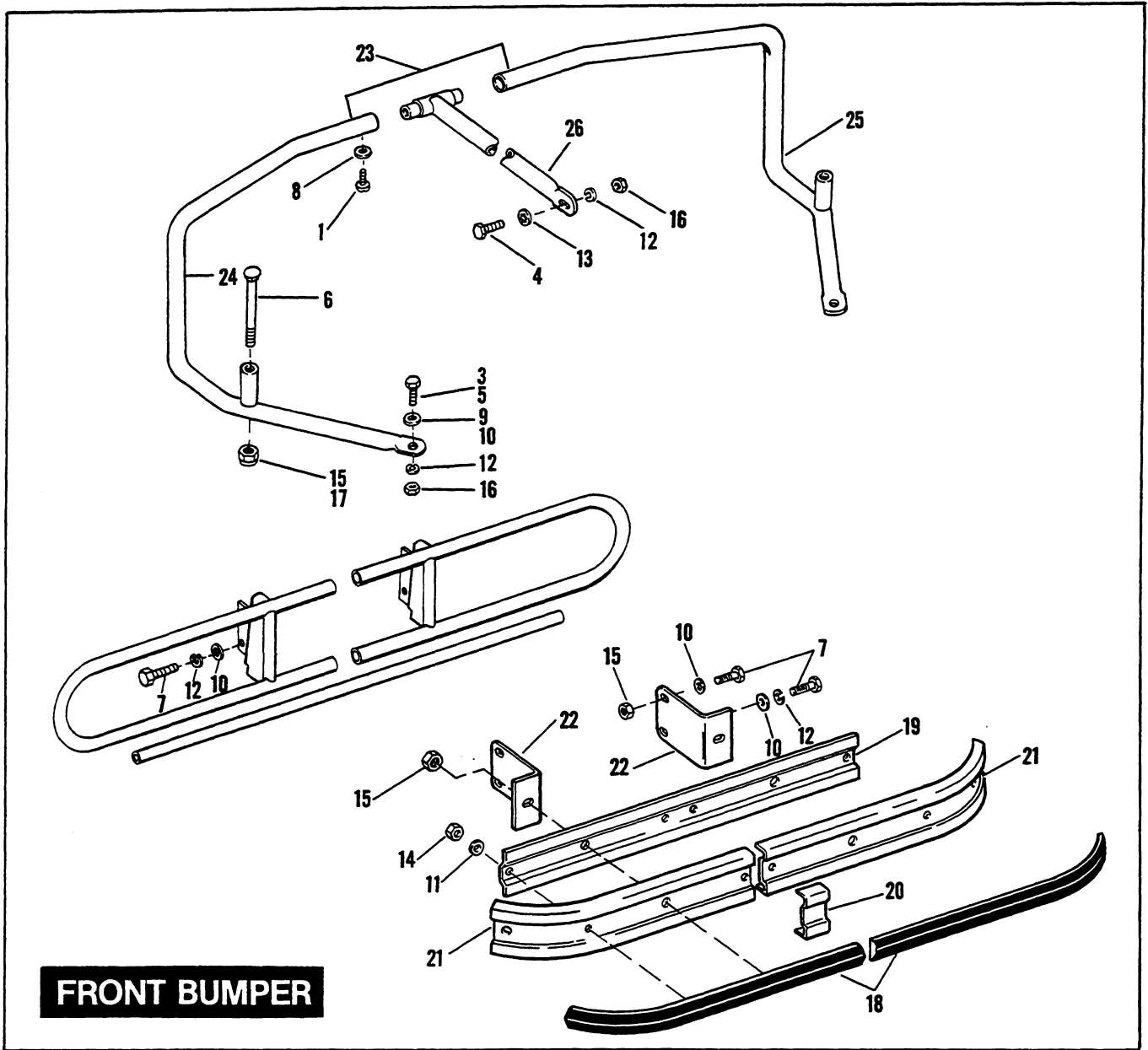
RETAIL PRICE	INDEX NO.	PART NO.	N A M E	USED ON
	1	2667	BOLT, 5/16-18 x 2 hex. hd. (2)	74 to * — D, D4
	2	2818	BOLT, 5/16-18 x 1-1/2 hex. hd. (12 — D) (10 — D4)	74 to * — D, D4
	3	2871W	BOLT, 5/16-18 x 1-1/4 hex. hd. (2)	74 to * — D, D4
	4	2872W	BOLT, 1/4-20 x 1-1/2 hex. hd. (2)	Late 77 to * — D4
	5	2887W	BOLT, 5/16-18 x 1-3/4 hex. hd. (2)	74 to * — D4
	6	3987	BOLT, 5/16-18 x 3/4 hex. hd. (10 — D) (10 — D4)	74 to * — D, D4
	7	4017	BOLT, 5/16-18 x 1 hex. hd. (2)	Late 77 to 80 — D4
	8	5919	SPACER, 1/4 (4)	74 to * — D, D4
	9	5947W	SPACER, 9/16 (2)	74 to * — D, D4
	10	6229W	WASHER, 5/16 x 1-1/16 x 1/16 (6)	74 to * — D
	11	6266	RUBBER WASHER, 5/16 x 7/8 x 1/8 (5)	74 to * — D4
	12	6314W	WASHER, 5/16 x 9/16 x 1/32 (2)	Late 77 to * — D4
	13	6678W	WASHER, 5/16 x 1-1/2 x 3/16 (2)	74 to * — D, D4
	14	6702	WASHER, 5/16 x 11/16 x 1/16 (10 — D) (20 — D4)	74 to * — D, D4
	15	6703	WASHER, 1/4 x 5/8 x 1/16 (2)	Late 77 to * — D4
	16	7036	LOCKWASHER, 1/4 (2)	Late 77 to * — D4
	17	7041	LOCKWASHER, 5/16 (4 — D) (6 — D4)	74 to * — D, D4
	18	7688	NUT, 1/4-20 x 5/16 x 7/16 (2)	Late 77 to * — D4
	19	7740	LOCKNUT, 5/16-18 x 1/4 x 1/2 hex. (22 — D) (21 — D4)	74 to * — D, D4
	20	8483	POP RIVET, ridgeplate (4)	74 to * — D, D4
		89440—74	SUN TOP, complete	72 to * — D4
	21	89441—74	SUPPORT TUBE, front (2)	74 to * — D4
	22	89444—74	CROSSOVER TUBE, lower front	74 to * — D4
	23	89447—74	CAP, front support tube (2)	74 to * — D4
		89450—74	SUN TOP, complete	72 to * — D
	24	89451—74	SUPPORT TUBE, left front	74 to * — D
	25	89456—74	SUPPORT TUBE, right front	74 to * — D
	26	89457—74	COVER, sun top	74 to * — D, D4
	27	89458—74	CROSSOVER TUBE, upper front & rear (2)	74 to * — D, D4
	28	89461—74	SUPPORT TUBE, upper (2)	74 to * — D, D4
	29	89464—74	RIDGEPLATE	74 to * — D, D4
	30	89465—74	SPACER, front support tube, 7/8 (4)	74 to * — D, D4
	31	89466—74	BUSHING, rear support tube pivot, 15/16 (2)	74 to * — D, D4
	32	89467—74	SUPPORT TUBE, rear (2)	74 to * — D, D4
	33	89470—74	RUBBER WASHER, front support tube (8)	74 to * — D
	34	89472—74	BACKING PLATE, rear guide (2)	74 to * — D, D4
	35	89474—74	GUIDE, rear support tube (2)	74 to * — D, D4
	36	89475—74	PLATE (2)	67 to 73 — D, D4
	37	89476—74	BRACE, front support tube to housing (2)	74 to * — D

NOTE: Asterisk (\*) indicates part is used for latest model year shown on cover.



RETAIL PRICE	INDEX NO.	PART NO.	N A M E	USED ON
	1	534	COTTER PIN, 3/32 x 1	70 to * — D, DC, D4
	2	3233	SET SCREW, 1/4-28 x 1/8 socket hd.	65 to 72 — DF, DC
	3	6416	WASHER, 3/8 x 1 x 5/64 (4)	65 to 72 — DF, DC
	4	6701	WASHER, 3/8 x 13/16 x 1/16 (7)	70 to * — D, DC, D4
	5	7776W	LOCKNUT, 3/8-24 x 1/4 x 9/16 hex. (2)	65 to 72 — DF, DC
	6	41130—80	FREE WHEELING KIT	67 to * — D, D4
	7	41131—80	PIN, lockout	67 to * — D, D4
	8	41132—80	PIN HOLDER	67 to * — D, D4
	9	41133—80	BELT PULLING TOOL	67 to * — D, D4
	10	73074—61	SPRING, tow bar bracket	70 to * — D, D4
	11	82004—72A	TOW BAR ASSEMBLY, complete	72 to * — D4
	12	82005—72A	TOW BAR, only (2)	75 to * — D4
	13	82007—74	BRACKET KIT, tow bar (use with plastic fuel tank only) . . . Includes besides 2 brackets:	Late 75 to * — D, D4 (Above 3B 12268 H5 & 7C 10503 H5)
	14		3960W BOLT, 5/16-24 x 1 hex. hd. (3)	
	15		7729 LOCKNUT, 5/16-24 x 1/4 x 1/2 hex. (3)	
	16	82008—74	BRACKET KIT, tow bar (use with steel fuel tank only) . . . Includes besides bracket:	74 to Early 75 — D, D4 (Below 3B 12267 H5 & 7C 10502 H5)
	17		3960W BOLT, 5/16-24 x 1 hex. hd. (4)	
	18		7729 LOCKNUT, 5/16-24 x 1/4 x 1/2 hex. (4)	
	19	82009—70A	TOW BAR ASSEMBLY, complete	70 to * — D
	20	82011—70	BRACKET, tow bar (2)	70 to * — D, D4
	21	82012—70	PIN, tow bar bracket	70 to * — D, D4
	22	82013—70	CARRIAGE BOLT, tow bar bracket	70 to * — D, DC, D4
	23	82014—70	WING NUT, tow bar bracket bolt	70 to * — D, DC, D4
	24	82015—70	SPACER, tow bar bracket pin	70 to * — D, D4
	25	91872—65B	REAR VIEW MIRROR, with fittings	65 to 72 — DF, DC
	26	91887—48	EYE BOLT, rear view mirror (2)	65 to 72 — DF, DC
	27	91890—48	COLLAR, eye bolt (2)	65 to 72 — DF, DC

**NOTE:** Asterisk (\*) indicates part is used for latest model year shown on cover.



**FRONT BUMPER**



RETAIL PRICE	INDEX NO.	PART NO.	N A M E	USED ON
	1	2764W	SCREW, 1/4-20 x 5/8 self tapping Phillips hd. (2) . . . . .	63 to * — D, DF, DC
	3	4319	BOLT, 3/8-24 x 1 hex. hd. (2) . . . . .	63 to 69 — D, DF, DC
	4	4336W	BOLT, 3/8-24 x 1-1/8 hex. hd. . . . .	63 to * — D, DF, DC
	5	4337W	BOLT, 3/8-24 x 1-1/4 hex. hd. (2) . . . . .	70 to * — D, DC, D4
	6	4376W	BOLT, 1/2-20 x 15/16 hex. hd. (2) . . . . .	Late 70 to * — D, DC
	7	4716W	BOLT, 3/8-16 x 1-1/4 hex. hd. (2) . . . . .	72 to * — D4
	8	6220W	WASHER, 1/4 x 7/16 x 1/32 (2) . . . . .	70 to * — D, DC
	9	6418B	WASHER, 3/8 x 1-1/8 x 11/64 (as required for spacing) . . . . .	68 to * — D, DC
	10	6701	WASHER, 3/8 x 13/16 x 1/16 (4) . . . . .	70 to * — D, DC, D4
	11	6702	WASHER, 5/16 x 11/16 x 1/16 (6) . . . . .	74 to * — D4
	12	7038	LOCKWASHER, 3/8 (3 or 4) . . . . .	63 to * — D, DF, DC, D4
	13	7130W	LOCKWASHER, 3/8 internal tooth . . . . .	63 to 72 — DC
	14	7740	LOCKNUT, 5/16-18 x 1/4 x 1/2 hex. (6) . . . . .	74 to * — D4
	15	7778	LOCKNUT, 3/8-16 x 7/16 x 9/16 hex. (2 or 4) . . . . .	Early 70 — D, DC; 74 to * — D4
	16	7800W	NUT, 3/8-24 x 5/16 x 9/16 hex. (3) . . . . .	63 to * — D, DF, DC
	17	7845	NUT, 1/2-20 x 7/16 x 3/4 hex. (2) . . . . .	Late 70 to * — D, DC
	18	91057-74	TRIM, bumper (2) . . . . .	74 to * — D4
	19	91058-74	REINFORCEMENT, bumper . . . . .	74 to * — D4
	20	91059-74	CENTER COVER, bumper . . . . .	74 to * — D4
	21	91064-74	BUMPER (2) . . . . .	74 to * — D4
	22	91065-74	BRACKET, bumper (2) . . . . .	74 to * — D4
	23	91070-70	FRONT BUMPER ASSEMBLY, complete . . . . .	70 to * — D, DC
	24	91071-70	BUMPER, left . . . . .	70 to * — D, DC
	25	91072-70	BUMPER, right . . . . .	70 to * — D, DC
	26	91083-70	CENTER SUPPORT, front bumper . . . . .	70 to * — D, DC

**NOTE:** Asterisk (\*) indicates part is used for latest model year shown on cover.

RETAIL PRICE	INDEX NO.	PART NO.	NAME	USED ON
--------------	-----------	----------	------	---------

**WHEELS — PAGE 41**

**G20**

	43449—80		WHEEL RIM (9.50 x 8) .....	80 to * — Classic
	43610—80		HUB CAP (4) .....	80 to * — Classic
	43612—80		EMBLEM, hub cap (4) .....	80 to * — Classic

**STEERING WHEEL AND STEERING GEAR — PAGE 57**

**G28**

	57083—80		STEERING WHEEL .....	80 to * — Classic
--	----------	--	----------------------	-------------------

**FRONT HOUSING, INSTRUMENT PANEL,  
FLOORBOARDS & BEVERAGE HOLDER — D4 — PAGE 59**

**G29**

	7638		NUT, fuel gauge ground wire, No. 10-32 x 1/8 x 3/8 hex.	80 to * — Classic
	8321		POP RIVET (2) .....	80 to * — Classic
	50232—80		FRONT HOUSING .....	80 to * — Classic
	50540—80		FLOOR MAT .....	80 to * — Classic
	50562—80		SUPPORT FRAME, front housing .....	80 to * — Classic
	50581—81		TUBE, HOUSING SUPPORT .....	81 to * — Classic
	50581—72		TUBE, HOUSING SUPPORT .....	80 — Classic
	53205—80		TRIM, instrument panel .....	80 to * — Classic
	53216—80A		INSTRUMENT PANEL, with gauges and lighter .....	80 to * — Classic
	53256—80		TRAY .....	80 to * — Classic
	53305—69		LOCKING EAR .....	80 to * — Classic
	53307—69		LOCK, with nuts and keys .....	80 to * — Classic
	61360—79		NAMEPLATE, gold .....	80 to * — Classic
	70953—80		PLATE, ignition switch and choke .....	80 to * — Classic
	75024—80		O-RING, clock and fuel gauge (2) .....	80 to * — Classic
	75026—80		FUEL GAUGE .....	80 to * — Classic
	75032—80		ANTENNA .....	80 to * — Classic
	77100—80		DASHBOARD, with AM/FM radio and speakers .....	80 to * — Classic
	77101—80		DASHBOARD, with AM/FM/CB radio and speakers .....	80 to * — Classic

**FORK HOUSING, SHIELDS,  
ACCESSORY PANEL AND CARRY-ALL — PAGE 63**

**G30**

	33800—80		INSTRUCTION PLATE, "forward - reverse" .....	80 to * — Classic
	50267—80		CARRY-ALL (between seats) .....	80 to * — Classic

**FRAME AND REAR SUSPENSION — PAGE 65**

**G31**

	50205—80		RUBBER INSULATOR (4) .....	80 to * — Classic
--	----------	--	----------------------------	-------------------

**BAG HOLDERS — PAGE 71**

**G33**

	50205—80		RUBBER INSULATOR (4) .....	80 to * — Classic
--	----------	--	----------------------------	-------------------

RETAIL PRICE	INDEX NO.	PART NO.	N A M E	USED ON
--------------	-----------	----------	---------	---------

**SEAT, HANDRAIL AND BEVERAGE HOLDER — PAGE 73**

**G34**

52026—80	SEAT BACK CUSHION	80 to * — Classic
52073—80	SEAT BOTTOM CUSHION	80 to * — Classic
52084—80	SEAT FRAME	80 to * — Classic

**BODY — D, DF, D4 — PAGE 75**

**G35**

33800—80	INSTRUCTION PLATE, "forward - reverse"	80 to * — Classic
50261—80A	BODY ASSEMBLY	80 to * — Classic
50288—80	MAT, bag well — left	80 to * — Classic
50289—80	MAT, bag well — right	80 to * — Classic
50290—80	BODY REINFORCEMENT, rear	80 to * — Classic
59158—79	DECAL, "Classic" (2)	80 to * — Classic

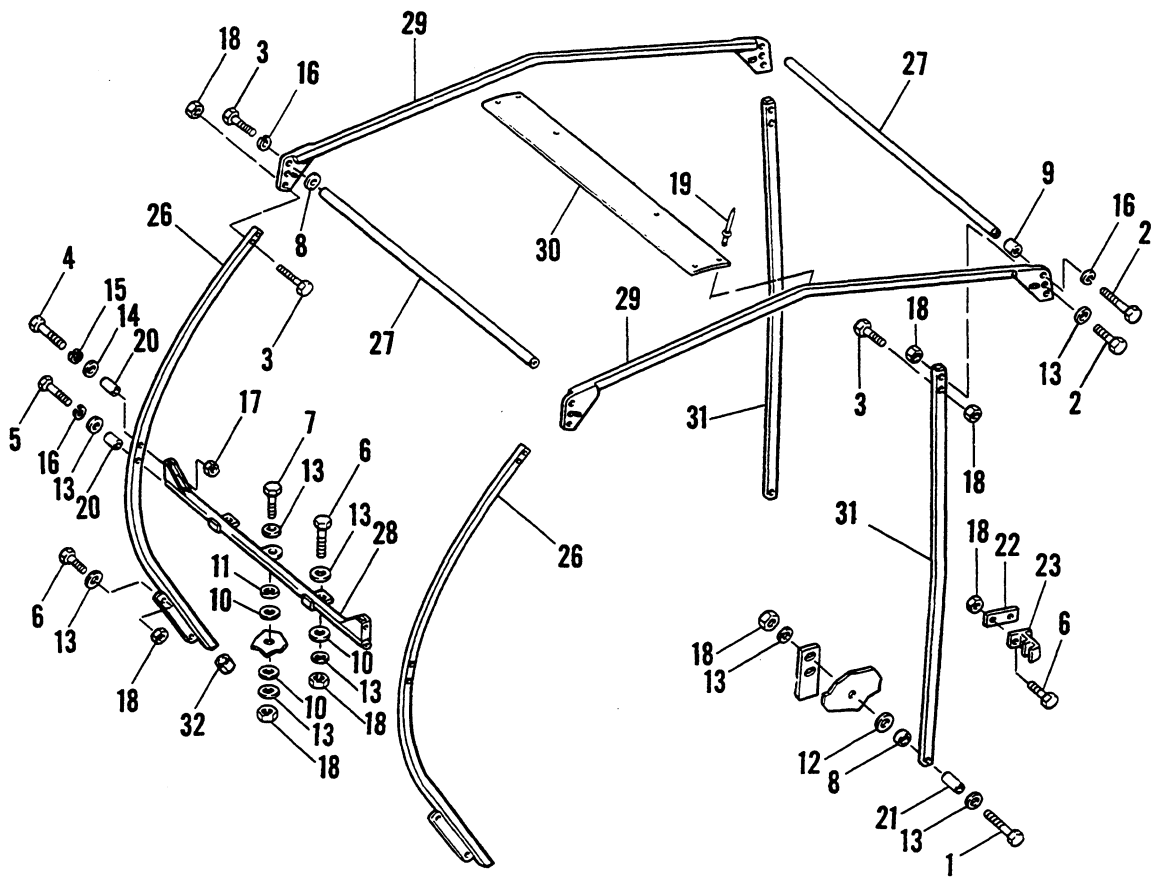
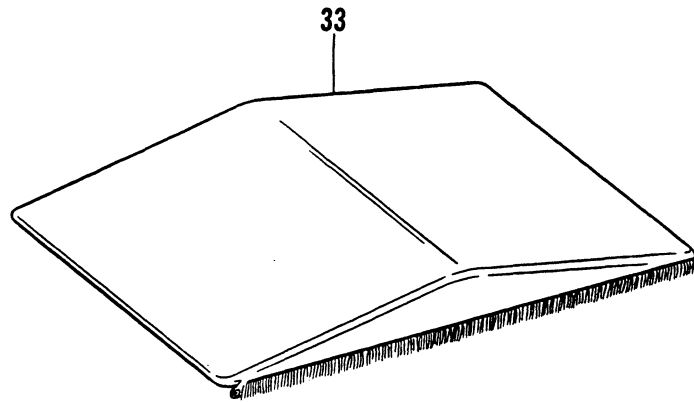
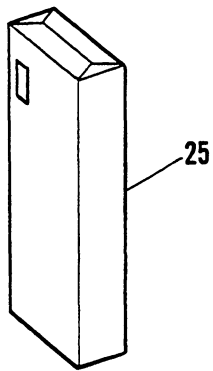
**FUEL TANK — 1975 & LATER — PAGE 85**

**G41**

1608	SCREW, fuel tank filler door, No. 6-32 x 7/16 ctsk. Pozidriv flat hd. (2)	80 to * — Classic
7112	LOCKWASHER, fuel tank filler door, No. 6 internal tooth (2)	80 to * — Classic
7590	NUT, gas tank filler door, No. 6-32 x 1/4 x 5/16 hex. (2)	80 to * — Classic
8683	POP RIVET, nameplate (2)	80 to * — Classic
8685	POP RIVET, sending unit (5)	80 to * — Classic
8687	POP RIVET, fuel tank filler door (3)	80 to * — Classic
9881	TERMINAL ADAPTER, sending unit	80 to * — Classic
61242—80A	FUEL TANK ASSEMBLY	80 to * — Classic
61322—80	GASKET, sending unit	80 to * — Classic
61324—80	DOOR, fuel tank filler	80 to * — Classic
61329—80	NAMEPLATE, fuel tank filler door	80 to * — Classic
61813—80	HINGE, fuel tank door	80 to * — Classic
75031—80	SENDING UNIT, fuel gauge	80 to * — Classic

**NOTE:** Asterisk (\*) indicates part is used for latest model year shown on cover.

# SUNTOP



RETAIL PRICE	INDEX NO.	PART NO.	N A M E	USED ON
--------------	-----------	----------	---------	---------

**SUN TOP — CLASSIC**

	1	2667	BOLT, 5/16-18 x 2 hex. hd. (2)	80 to * — Classic
	2	2818	BOLT, 5/16-18 x 1-1/2 hex. hd. (10)	80 to * — Classic
	3	2871W	BOLT, 5/16-18 x 1-1/4 hex. hd. (2)	80 to * — Classic
	4	2872W	BOLT, 1/4-20 x 1-1/2 hex. hd. (2)	80 to * — Classic
	5	2887W	BOLT, 5/16-18 x 1-3/4 hex. hd. (2)	80 to * — Classic
	6	3987	BOLT, 5/16-18 x 3/4 hex. hd. (10)	80 to * — Classic
	7	4017	BOLT, 5/16-18 x 1 hex. hd. (2)	80 to * — Classic
	8	5919	SPACER, 1/4 (4)	80 to * — Classic
	9	5947W	SPACER, 9/16 (2)	80 to * — Classic
	10	6266	RUBBER WASHER, 5/16 x 7/8 x 1/8 (4)	80 to * — Classic
	11	6311	WASHER, 5/16 x 5/8 x 1/8	80 to * — Classic
	12	6678W	WASHER, 5/16 x 1-1/2 x 3/16 (2)	80 to * — Classic
	13	6702	WASHER, 5/16 x 11/16 x 1/16 (20)	80 to * — Classic
	14	6703	WASHER, 1/4 x 5/8 x 1/16 (2)	80 to * — Classic
	15	7036	LOCKWASHER, 1/4 (2)	80 to * — Classic
	16	7041	LOCKWASHER, 5/16 (6)	80 to * — Classic
	17	7688	NUT, 1/4-20 x 5/16 x 7/16 (2)	80 to * — Classic
	18	7740	LOCKNUT, 5/16-18 x 1/4 x 1/2 hex. (21)	80 to * — Classic
	19	8483	POP RIVET, ridgeplate (4)	80 to * — Classic
	20	89465—74	SPACER, front support tube, 7/8 (4)	80 to * — Classic
	21	89466—74	BUSHING, rear support tube pivot, 15/16 (2)	80 to * — Classic
	22	89472—74	BACKING PLATE, rear guide (2)	80 to * — Classic
	23	89474—74	GUIDE, rear support tube (2)	80 to * — Classic
	25	89490—80	SUN TOP, complete	80 to * — Classic
	26	89491—80	SUPPORT TUBE, front (2)	80 to * — Classic
	27	89492—80	CROSSOVER TUBE, upper front & rear (2)	80 to * — Classic
	28	89493—80	CROSSOVER TUBE, lower front	80 to * — Classic
	29	89494—80	SUPPORT TUBE, upper (2)	80 to * — Classic
	30	89495—80	RIDGEPLATE	80 to * — Classic
	31	89496—80	SUPPORT TUBE, rear (2)	80 to * — Classic
	32	89497—80	CAP, front support tube (2)	80 to * — Classic
	33	89498—80	COVER, sun top	80 to * — Classic

**NOTE:** Asterisk (\*) indicates part is used for latest model year shown on cover.

RETAIL PRICE	INDEX NO.	PART NO.	N A M E	USED ON
--------------	-----------	----------	---------	---------

**ELECTRICAL — CLASSIC — PAGE 91**

	7142		LOCKWASHER, horn switch, 3/4 internal tooth . . . . .	80 — Classic
	7421		LOCKWSHER, horn switch, 5/8 internal tooth . . . . .	81 to * — Classic
	9857		WIRE TERMINAL, ring type - No. 10 hole - #16-22 wire . .	80 to * — Classic
	9858		WIRE TERMINAL, ring type - 1/4 dia. hole - #16-22 wire .	80 to * — Classic
	9862		WIRE TERMINAL, ring type - No. 10 hole - #14-16 wire . .	80 to * — Classic
	9900		WIRE TERMINAL, ring type - 1/8 dia. hole . . . . .	80 to * — Classic
	9981		CLIP, horn wiring harness . . . . .	80 to * — Classic
	9990W		CLAMP . . . . .	80 to * — Classic
	10006		PLASTIC STRAP (black) . . . . .	80 to * — Classic
	53227—80		SWITCH, headlamp . . . . .	80 to * — Classic
	53229—80		WIRING HARNESS, ignition switch to lighter, clock, fuel gauge, light switch and horn button . . . . .	80 to * — Classic
	67748—80		BRACKET, headlamp (2) . . . . .	80 to * — Classic
	67757—80		WIRING HARNESS, horn and lights . . . . .	80 to * — Classic
	67762—80		MAIN WIRING HARNESS . . . . .	80 to * — Classic
	67814—80		HEADLAMP, complete (2) . . . . .	80 to * — Classic
	67851—75		INDICATOR LAMP ASSEMBLY . . . . .	80 — Classic
	67851—81		INDICATOR LAMP ASSEMBLY . . . . .	81 to * — Classic
	69000—76		HORN (low note) . . . . .	80 to * — Classic
	69016—76		HORN (high note) . . . . .	80 to * — Classic
	70584—69		INSULATOR, flag terminal . . . . .	80 to * — Classic
	70953—80		PLATE, ignition switch and choke . . . . .	80 to * — Classic
	71425—77		IGNITION SWITCH, with keys . . . . .	80 to * — Classic
	71451—78		KEY SET, ignition switch (specify number) . . . . .	80 to * — Classic
	71518—80		SCREW, with lockwasher - ignition switch (3) . . . . .	80 to * — Classic
	71552—75		FACE NUT, ignition switch . . . . .	80 to * — Classic
	71554—75		WASHER, ignition switch . . . . .	80 to * — Classic
	71807—80		SWITCH, horn . . . . .	80 to * — Classic
	72037—71		CONNECTOR, 6 socket . . . . .	80 to * — Classic
	72038—71		SOCKET, single pin . . . . .	80 to * — Classic
	72039—71		PIN, single socket . . . . .	80 to * — Classic
	72041—71		CONNECTOR, six pin . . . . .	80 to * — Classic
	72043—71		CONNECTOR, single pin . . . . .	80 to * — Classic
	72044—71		CONNECTOR, single socket . . . . .	80 to * — Classic
	72275—74		CONNECTOR TAB, 2 terminal . . . . .	80 to * — Classic
	72276—74		CONNECTOR, 12 pin . . . . .	80 to * — Classic
	72277—74		CONNECTOR TAB, 3 terminal . . . . .	80 to * — Classic
	76175—80		CABLE, radio antenna . . . . .	80 to * — Classic

# NUMERICAL INDEX

Part No.	Page	Part No.	Page	Part No.	Page	Part No.	Page	Part No.	Page
358	7	1655	7	2740	113	3794 W	63		57
376	109	1665 W	9	2741	73	3825	39	4036	17
515	17	1719 W	63		113	3842	2		19
	19	1764 W	35	2751	43		7		39
	33	1867 W	43	2761 W	73		15		59
	35	2072 W	9	2764 W	37		17		79
	37	2073 W	63		119		19	4042 HW	37
	39		93	2767 P	19		71	4062 W	47
	47	2270	59	2774	101		95	4063 W	47
	65	2339	79	2784	69	3854	57	4065	47
	71	2345	77		73	3858	57	4086	2
520 W	45	2356	113	2794	25	3940	109	4319	2
534	17	2360	65		33	3950	65		53
	19		71		113	3956	23		55
	41		77	2796 W	47	3957	109		57
	47		113	2808	101	3959	65		119
	103	2402 W	91	2818	115	3960 W	2	4331	11
	117	2413 W	113		123		11	4333	65
551	33	2541	85	2828 W	51		53	4336 W	119
559	11	2585	31		55		55	4337 W	51
	41		31	2871 W	115		63		91
	51		91		123		117		119
	57	2587	95	2872 W	115		117	4376 W	59
	75	2588 W	31		123	3962	109		119
	105	2589	25	2881 W	87	3963 W	103	4391	65
	107	2590 W	43	2887 W	115	3974 HW	39		73
	111	2596	2		123		45	4410	91
600	7		7	2889	105		47		101
610	33	2599	47	3204 W	99		71	4411	51
612	11	2603	47		101		77	4412	51
620	7	2606	113	3206 B	11		83	4427 W	35
652	25	2612	77	3233	117		103		37
990 W	93		79	3236 B	89	3977	109	4434 W	65
997 W	23	2614	7	3239 W	51	3987	7	4451 W	2
1074 W	91	2622	93	3427	15		33	4710	37
1183	29	2623 W	83		99		63		47
	83	2630 W	9	3446	81		73	4713 W	39
	95		23	3491	63		115		47
1198	7		71	3499	99		123	4716 W	59
	13	2633	103	3560 W	75	3991	23		119
	33	2634 W	77	3581	31		33	4725	47
1240 W	23	2640 W	13		31		99	4733	65
1302	13		99	3625	5	4014 W	11		111
1304	113	2645 W	101	3728	65		39	4734	15
1306	7	2648	75		95		65		15
1357 W	65	2659	2	3765	35		69		19
	71		35		113		71		29
1368 W	2	2661 W	13	3767 B	29	4017	7		99
	7	2664	13		33		63	4735	15
1370 W	7	2667	85	3775	7		65		15
	113		115		13		69		19
1374	101		123	3776 W	45		73		99
	103	2673	29	3787	33		115	5405 B	59
1608	85	2685 W	35		59		123		65
	121		83		87	4020 W	45	5406 B	65

# NUMERICAL INDEX

Part No.	Page	Part No.	Page	Part No.	Page	Part No.	Page	Part No.	Page
5445 W	15	6240 B	19	6418 B	53		89		80
	15		71		55		99		83
	19	6242 W	2		119		113		91
	99		9	6440 B	65	6722 B	41		99
5450 C	69		25	6568 B	65	6732	11		101
	71		29	6573	109	6768	93		103
5916 B	25		35	6607 W	65	6807 W	93		105
	33		75	6642	5		101		115
5919	63	6253 W	17	6678 W	65	6809	55		123
	115		19		115	6810 B	53	7049	109
	123		87		123	6847	9	7054	109
5924 W	37	6255 B	73	6684	65	6848	9	7061	109
5927	53	6257 W	2	6701	25	6878	45	7065	19
	65		7		51	6879	45	7068	5
	69		75		59	6969	63		65
	71	6261	73		63	7015	13	7069	13
5930 W	15		103		83		19		19
	17	6266	73		117		23		25
	19		75		119		79		29
	33		79	6702	17		101		31
	95		115		19	7030 W	5		31
5947 W	115		123		23	7036	3		59
	123	6270	101		33		19		83
5962 B	17	6311	123		35		29		89
	19	6314 W	65		55		33		95
5965 B	17		115		59		35		99
	19	6316 W	47		69		59		101
	79		91		73		65	7112	23
5970 B	103	6321 H	47		75		71		121
6075 W	25	6327 B	73		77		75	7115	13
6106	13	6332 B	65		80		101		71
6107 B	73		73		99		115		91
6150 W	35		103		111		123		93
	59	6333	3		115	7038	3		101
	63		17		119		7	7118	93
	79		19		123		13		95
6165 W	33		39	6703	3		39		101
6173 B	7		53		3		47	7124	59
	13		63		7		53		63
6182 W	33		71		15		57		113
	83	6338 HB	91		17		59	7127	65
	93	6341 B	33		29		91		69
6189 W	13		63		33		119		71
	93		71		59	7039	45		73
6192	63		73		88		57		103
	77	6375 B	35		95	7041	7	7130 W	13
6218 W	17		39		115		11		101
	19	6388 HB	3		123		23		119
	51		53	6714 W	53		45	7142	124
	113	6403 B	65		55		59	7144	101
6220 W	37	6405 W	31		101		63	7149	93
	119		31	6716	35		71	7216	109
6228 W	33	6416	3		59		73	7220	13
	71		65		75		75		83
6229 W	115		117		79		77	7229 W	87



# NUMERICAL INDEX

Part No.	Page	Part No.	Page	Part No.	Page	Part No.	Page	Part No.	Page
	101		9	7740	33		65		121
7230	91		17		65		91	8689	7
	93		19		69		119		75
7232	65		39		85	7867 W	45	8692	63
	80		71		115	7914	5		75
	91		73		119	7947 W	11	8854	43
7421	101		75		123		41	8856 A	9
7524	5		91	7741	65		51	8858	47
7525	80	7686	45	7742	65	7960	45	8874	9
	81		59		71	7980	43	8997	15
	81		65		87	7988	9		15
7590	23		75		88	7993	53		19
	121		87	7744	37		55		99
7607 B	57		95		39	7995	57	9033	41
7608	13		113		91	8104	75	9034	7
	79	7688	29		103	8112 B	63	9035	17
	93		33	7748 W	59	8119 W	3		19
7609 W	63		47		63		29	9038	7
7612 W	3		59		65	8126	75	9045	51
	7		75		73	8137	31	9048	51
7620 W	31		91		75	8141	85	9049	51
	31		93		80	8160	85	9070	5
	59		101		91	8161	15	9071	7
7622	53		115		101		15	9074	5
7624	3		123		103		19	9851	45
	7	7693 P	19	7753	11		99		89
	13	7704	9		45	8162	15	9857	99
	33	7705	101		57		15		124
	35	7725	3		73		19	9858	99
	79		17		75		99		124
7626 W	113		19		77	8206 W	73	9862	124
7634	23		29		83	8208	101	9866	95
	29		35		99	8209	59	9881	121
	99		37		101	8212	79	9900	99
7638	83		39	7754	80	8321	59		124
	89		65	7775	3		63	9902	93
	95		69		53	8480	59		95
	101		71		65	8481	59	9903	95
	120		73	7776 W	117	8483	115	9909	95
7661	109		79	7778	3		123	9911	95
7664	109		113		7	8488 B	59	9914	95
7676	29	7727	59		13	8528 W	75	9918	95
	35		65		51		79	9922	95
	51	7728	47		55	8641 B	59	9923	95
	101		103		119		75	9925	95
7679	113	7729	11	7783	3	8683	75	9931	95
7682	15		47		91		85	9942	95
	17		117	7800 W	53		121	9945	95
	19		117		57	8685	59	9952	93
	25	7736	71		119		63	9957	29
	33	7737 W	71	7807 W	99		79		33
	95	7739	3		101		121	9958	15
	103		39	7841 P	19	8687	59		17
7683	3		69	7845	57		85		19
	7		71		59		101		25

# NUMERICAL INDEX

Part No.	Page	Part No.	Page	Part No.	Page	Part No.	Page	Part No.	Page
	33	11422	71	24809-71	7	27715-61	25		17
	95	12009	51		29	27715-66	25		19
9963	33	12012	9	24811-59A	7	27716-55	25	29941-69A	17
	35	12015 A	7		29	27716-61	25		19
	39	12029	43	24811-63	29	27717-59	25	29941-79	15
9977	41	12101	7	25785-30A	35	27720-61	25		15
9981	95	16089-71A	3	26806-80A	31	27726-61	25		19
	124	16150-78A	3	26807-67	31	27730-67	25		99
9982	23	16226-63A	3		31	27731-61	25	29943-74	17
	39		7	26807-80	31	27731-65	25		19
	83	16228-67	7	26807-80A	31	27732-61	25	29944-74	17
	93		13		31	27732-63	25		19
	95	16231-70	3	26808-80	31	27733-61	25	29947-74	17
9990 W	124	16232-70	3		31	27736-65	25		19
9991 A	29	16241-70	3	26811-80	31	27740-66	25	29948-68	17
9993	83	16524-67A	3	26813-80	31	27760-63	25		19
	85	16649-67B	3		31	27761-63	27	29949-69	15
10006	3	16780-63	3	26814-79	31	27804-63	27		19
	95	20002-67	5	26819-67	31	27805-63	27	30083-69A	17
	124	20004-67A	13	26819-80	31	27806-63	27		19
10012	89	20008-67	3	26901-71A	29	27807-63	27	30083-69C	15
10016	37	20014-67	13	26903-71A	29	27808-63	27		99
	39		59	26905-59	29	27809-63A	27	30098-77	15
	95	22001-63	3	26906-59	29	27810-63	27		17
10019	15	22003-63	3	26908-63	29	27811-63	27	30110-77	15
	17	22004-63	3	26908-71A	29	27813-63	27		17
	19	22005-63	3	27020-71	29	27815-63	27	30111-77	15
	95	22006-63	3	27053-63	25	27816-63	27		17
11000	35	22325-63	3	27069-63A	29	27818-66	27	30124-69	19
11001	43	22326-63	3	27071-63	25	27819-63	27	30134-69	19
11010	11	22327-63	3	27131-66	25	27820-63	27	30151-69	19
11015	31	22328-63	3	27133-66	25	27821-63	27	30152-77	15
	31	22329-63	3	27147-66	25	27822-63	27		17
11025	7	22330-63	3	27158-67A	25	29043-71	29	30153-77	15
11027	43	22587-63A	3	27227-63	25	29046-72	29		17
11036	39	23703-71C	5	27248-67B	25	29078-71	29	30154-77	15
11050	7	23707-78A	5	27258-67	25	29078-80	29		17
11054	11	23708-78A	5	27259-69	25		31	30201-69	19
11063	3	23718-67	5	27274-67A	25	29130-68A	3	30202-69	19
11079	43	23732-64B	9	27276-66	25		29	30203-69	19
11104	35	23742-61	9	27413-63	25	29130-71	29	30204-69	19
	37	23747-71B	9	27450-36	33	29131-71	29	30210-77	15
11108	9	23760-67	5	27593-66	25	29132-71	29		17
	9	23962-63A	5	27595-66	25	29133-71	29	30216-69	19
11109	9	24200-63	5	27601-63	25	29135-71	29	30217-69	19
	9	24493-71A	7	27674-66	25	29138-71	29	30218-69	19
11110	43	24494-80	7	27688-63	25	29139-71	3	30351-77	15
11117	9	24693-65	7	27688-71	25		29		17
	9	24693-80	7	27689-55	25	29140-72	29	30394-77	15
11206	9	24794-67	3	27691-59	25	29141-66	29		17
11211	5		65	27693-66	25	29142-71	29		99
11410	33	24801-70	3	27696-66	25	29143-66	29	30395-77	15
11411	91	24803-67	7	27703-55	25	29157-71	29		17
11412	59	24804-67	7	27704-66	25	29183-67A	29		99
	95		13	27705-66A	25	29210-67A	15	30403-69	19

# NUMERICAL INDEX

Part No.	Page	Part No.	Page	Part No.	Page	Part No.	Page	Part No.	Page
30422-69	19	31406-67	63	32953-69	103	36467-61	9	41082-70	43
30441-69	19	31407-67	63	32955-68A	103	36516-63	9	41130-80	117
30442-77	15	31407-80	63	32956-67	103	36516-71	9	41131-80	117
	17	31411-65	73	32957-67	103	36534-63	9	41132-80	117
30443-77	15	31412-72	59	32959-68	103	36535-59	9	41133-80	117
	17	31414-80	63	32972-68	103	36540-61	9	41189-70	43
30444-77	15	31415-67	63	32976-68	103	36549-59	9	41199-66A	41
	17	31418-67A	63	32978-68	103	36553-61	9		107
30445-77	15	31419-67	63	32979-69	103	36554-61	9		111
	17	31422-72	59	32980-67	103	36555-61	9	41204-63A	41
30446-77	15	31423-72	59	32983-68	103	37084-41	17		43
	17	31430-68	17	32988-68	103		21		105
	99		21	32994-67A	103	37584-67	45	41405-66A	49
30447-77	15	31474-68A	21	32998-67	103	38078-47	47	41405-70	49
	17	31474-71	17	33214-67C	63	38712-68	95	41405-71	49
30448-77	15		21	33798-67A	63	40494-72	33	41424-63	47
	17	31476-79	15		75	40499-72	33		103
30449-77	15		15	33800-80	120	40503-63	33	41427-71	47
	17		19		121	40503-68	33	41643-75	39
30453-69	19		99	34862-61B	9	40505-72	33	41657-69	49
30456-69	19	31551-69	21	34865-63	9	40509-63	33	41659-69	49
30457-69	21	31551-72B	15	35363-52	45	40509-67	33	41665-66	49
30458-69	21		17	36369-77	9	40511-68	33	41723-66	49
30459-69	21		21	36389-69G	21	40511-78	33	41732-66	49
30460-69	21	31601-63A	23	36389-72G	15	40512-68A	33	41733-66	49
30461-77	15		99		17	40514-68	33	41739-66	49
	17	31610-53	23		21	40516-68	33	41747-66	49
	99	31610-68	23	36389-80G	15	40518-68	33	41763-66	49
30466-69	21		99	36394-67G	9	40519-72	33	41810-64A	47
30467-69	21	31612-47	23	36397-71A	11	40522-63	33	41811-64A	47
30468-69	21	31620-47	23	36400-71B	11		79	41812-64B	47
30469-69	21	31650-69A	7	36401-67C	11	40525-67	33	41832-66	49
30482-69	21		97	36404-71	11	40527-64	27	41834-67	31
30484-69	21	31981-65B	99	36407-59	11	40528-68	33		35
30485-69	21	31981-80	23	36408-70	11	40531-69	33	41841-63	47
30486-69	21		99	36410-59	11	40532-68A	33	41844-66	49
30491-71	13	31990-65B	23	36410-71B	11	40533-68	33	41922-66	49
30505-47	13	32301-47A	23	36418-70A	11	41024-71	41	42269-30	37
30506-71	13	32303-47A	23	36419-68	11	41026-66	41	42269-70	35
30507-47A	13	32309-69	23	36420-67	9	41032-73	43	42405-68	35
30508-71	13		99	36426-71	11	41034-70	43	42479-63A	35
30578-69	13	32312-77	23	36429-59A	11	41036-70	43	42482-63	35
30605-48A	13		99	36430-62	11	41038-70	43	42483-63	35
30860-77	15	32522-37	29	36431-72	11	41040-70	43	42488-63B	35
	17	32585-67	13	36446-67	9	41042-70	43	42490-67	35
30876-69	21	32591-67C	13	36446-72	9	41045-70	43	42494-63B	35
30877-77	15	32661-70	13	36449-61A	9	41047-70	43	42501-67	35
	17	32669-47	13	36455-80	9	41049-70	43	42996-80	41
30901-69	21	32670-70	13	36457-61	9		75	43017-66B	41
31067-63	69	32676-64	13	36460-61	9	41050-70	43	43103-72	41
31400-67B	63	32678-49	13	36461-74	9	41060-70	43	43104-72	41
31401-67A	63	32724-63A	23	36462-64	9	41064-70	43	43152-66	41
31404-80	63	32726-30A	13	36462-67	9	41075-73	43		43
31405-65A	73		23	36465-80	9	41076-70	43	43156-63	41
31405-70	73	32949-68	103	36466-61	9	41080-70	43	43158-65	41

# NUMERICAL INDEX

Part No.	Page	Part No.	Page	Part No.	Page	Part No.	Page	Part No.	Page
43449-80	120	47088-80A	65	50304-66	63	52630-72	73	57056-72	45
43560-35	7	47300-66A	65	50309-72	59	52631-72	73	57057-72	61
43568-80	7	47459-70	65	50310-72	59	53205-80	120	57058-72	61
43600-63	41	47524-66	67	50340-67	75	53216-80A	120	57063-67	57
43600-65	41	47739-63A	35	50346-67A	75	53227-80	124	57064-69	57
43610-80	120	47740-63A	35	50346-79A	75	53229-80	124	57065-67	57
43612-80	120	47740-81	35	50347-69	69	53233-72	59	57066-68	57
43614-66A	41	47741-63	35	50347-80	69	53238-72	59	57067-68	57
43637-72	45	47744-66	47	50349-71	75	53239-72	59	57068-67	57
43640-72	41	47748-67	47	50514-70	67	53240-72	61	57070-68	57
43641-72	41	47750-71	47	50522-72	59	53241-72	61	57071-68	57
43642-72	45	48158-62	83	50523-72	59	53242-72	61	57072-67	57
43643-72	45	48314-70	41			53243-72	61	57073-67	57
43732-63A	41	49079-72	33	50526-72	59	53244-72B	61	57074-68	57
43733-47	87	50205-80	120	50528-67A	63	53246-72A	61	57075-67A	57
43734-72	41		120	50529-67B	63	53256-80	120	57075-69	57
43738-63A	41	50223-72	59	50538-72B	59	53273-80	61	57076-68	57
43810-74	45	50225-73	67	50540-80	120	53274-80	63	57077-67	57
43811-74	45	50228-72	59	50562-80	120	53305-69	120	57078-67	57
43812-74	45	50230-79	59	50563-72A	59	53307-69	120	57080-67	57
43852-72	45	50232-80	120	50581-72	59	53470-71	71	57081-67	57
43853-72	45	50241-67	75	50581-81	120	53486-63A	71	57082-67	57
43858-72	45	50243-67	67	50583-72	59	53487-65	71	57083-80	120
43859-72	45	50244-67	67	50972-75	51	53488-67	71	57084-67	57
43874-70	41	50252-69A	75	52026-80	121	53488-71	71	57088-67	57
44524-51	39	50252-74	75	52042-72	75	53491-65	67	57090-67	57
44908-74	65	50253-66B	63	52049-63B	73		71	57092-72	57
44911-63	69	50254-69A	75	52049-75A	73	53493-71	71	57093-72	45
44912-63A	69	50255-66B	63	52051-63C	73	53496-67	71	57202-74	55
	75	50256-65	75	52051-72	73	53498-71	71	57203-74	55
44913-74A	69	50257-63A	75	52051-75A	73	54513-66	67	57204-74	51
44917-63	69	50257-79	75	52052-72	75	54513-73	67		55
44918-74	75	50260-66B	63	52054-65A	73	54514-66	67	58011-74	79
45159-50	39	50260-79	63	52057-72	75	54521-72	67	58012-74	79
45174-51	39	50261-80A	121	52059-72	75	54524-73	67	58013-74	79
45216-49	39	50263-74A	75	52073-80	121		111	58014-66	77
45529-74	51	50263-81	75	52082-72	73	54524-77	67	58015-66	77
45581-67A	53	50264-67D	75	52083-72	47		109	58032-74	79
	55	50267-80	120	52084-80	121	54549-72	45	58034-74	79
45584-63C	53	50269-81	75	52085-80	75	54563-72	45	58044-74	79
	55	50270-74	75	52088-72	73	54566-73	67	58054-74	79
45593-70	51	50271-65	67	52095-81	73	54620-72	45	58059-74	79
45594-70	51	50275-66	67	52106-63	73	54622-72	45	58060-74	79
45599-63	51	50275-67	73	52107-63	73	54635-67	45	58103-74	79
45599-70	51		75	52107-72	73	57011-74	55	58105-74	79
45630-70	51	50277-67	67	52134-63	73	57012-71	51	58108-74	79
45632-70	51	50278-67A	75	52134-72A	73	57014-71	51	58174-74	79
45652-74	51	50279-67A	75	52135-63	73	57021-74	55	58175-74	79
46047-70	51	50280-63A	75	52135-72A	73	57022-72	61	59158-79	121
46049-63A	51	50281-67	75	52136-80	75	57026-67	53	59245-72	61
46201-52	51	50288-80	121	52165-81	73		55	59598-69	75
46939-80	63	50289-80	121	52187-81	73	57043-72	45	59607-64A	75
47017-75	65	50290-80	121	52188-81	73	57044-72	45	59794-69A	75
47017-80A	65	50302-79	63	52189-81	73	57048-72	45	60031-61	23
47088-75	65	50303-66A	63	52328-81	73	57055-72	45	61094-75	85

# NUMERICAL INDEX

Part No.	Page	Part No.	Page	Part No.	Page	Part No.	Page	Part No.	Page
61103-59A	83			68566-60	93	70589-69	95	75024-80	120
61114-48	83	64511-63	77	68570-63	93	70951-79	27	75026-80	120
61117-71A	85	65200-79	81	68571-63	93		61	75031-80	121
61135-57	37	65231-71A	80	68572-64A	93		101	75032-80	120
61242-80A	121	65247-79A	80	68586-63	93	70953-80	120	76175-80	124
61246-70	83		81	69000-76	124		124	77100-80	120
61247-75	85	65267-63	80	69016-76	124	71090-64	93	77101-80	120
61248-75	85		81	69117-65	91	71425-77	124	82004-72A	117
61251-75	85	65273-68	80	69125-65	91	71451-78	124	82005-72A	117
61252-75	85		81	69149-65	91	71470-63D	99	82007-74	117
61252-80	85	65457-67A	80	70013-67A	97		101	82008-74	117
61300-75	75		81	70015-72	97	71486-65	101	82009-70A	117
61300-79A	75	66006-71	87	70015-75	97	71495-72	101	82011-70	117
61301-75	85	66015-63	87	70015-76	97	71496-65	101	82012-70	117
61301-79	85	66086-80	88	70016-65A	91	71498-70	101	82013-70	117
61301-81	85		99		97	71506-63	99	82014-70	117
61304-75	85	66322-75	87	70022-72	83		101	82015-70	117
61305-75	85	66323-80	88	70046-72	97	71509-70	33	82702-78	111
61306-75	85	66387-64	29	70046-75	97		99	82703-78	111
61307-75	75		87	70046-76	97	71510-70	33	82704-78	111
	85	66388-64	87	70046-80	97	71514-68A	99	82705-78	111
61308-75	85		88	70164-69	97		101	82706-78	111
61309-75	85	66457-68	87		99	71518-80	124	82707-78A	41
61310-75	85	66461-68	87		103	71523-64	101		111
61322-80	83	66461-71	87	70192-67	97	71524-59A	101	82708-78	111
	121	66469-75	87	70193-63A	97	71532-72	101	82712-78	111
61324-80	121	67075-57A	37	70193-66	97	71552-75	124	82713-78	111
61329-80	121	67713-59	91	70196-69	97	71554-75	124	82717-78	111
61528-79	85	67714-59	91	70196-80	97	71762-75	99	82723-78	111
61529-79	85	67714-63	91		99		101	82724-78	111
61605-36	3	67715-59	91	70227-80	99	71765-75	101	82728-78	111
61771-72	61	67717-65A	91	70236-80	99	71793-71	33	82729-78	111
	63	67719-63	91	70299-69	93	71795-63A	23	82730-78	111
61810-75	85	67725-63	91	70317-69	93	71804-65	103	82731-78	111
61810-79	85	67745-63	91	70327-69	93	71807-80	124	82732-78	111
61810-81	85	67748-80	124	70351-72	97	72002-51	37	82733-78	111
61812-75	85	67753-63	91		99		101	82734-78	111
61813-80	121	67757-80	124	70410-67	83	72037-71	124	82735-78	111
62284-67	83	67762-80	124	70450-67A	97	72038-71	124	82736-78	111
62285-63	83	67814-80	124	70458-67	97	72039-71	124	82737-78	111
62288-67	83	67826-55	43	70458-80	97	72041-71	124	82749-78	111
62289-63	83	67830-59	71		99	72043-71	124	82750-78	111
62346-75	85	68102-64	91	70480-68	97	72044-71	124	82770-78	111
62350-63	83	68103-64	91	70551-69	97	72275-74	124	82772-78	111
	85	68104-64	91	70552-69	97	72276-74	124	82803-77	109
63500-68	27	68106-67	91	70553-69	97	72277-74	124	82805-73	107
	83	68125-59A	91	70554-69	97	73074-61	117	82807-78A	111
	85		93	70555-69	97	73092-61B	35	82823-67	105
63501-68	27	68165-64	91	70556-71	97		39		107
	83	68166-64	91	70558-71	97	73092-81	35	82844-63A	105
63509-75	85	68521-63	93	70559-71	97	74509-76	99		107
64001-72A	63	68543-64A	93	70576-68	93		101	82872-63A	105
64003-67	63	68552-70	93		95	74511-65	101	82872-67A	105
64004-67	63	68564-60	93	70584-69	95	74592-68	99	82874-63A	105
64009-63	63	68565-60	93		124		101	82874-67A	105

# NUMERICAL INDEX

Part No.	Page	Part No.	Page	Part No.	Page	Part No.	Page	Part No.	Page
82876-73	107		107	83157-77	109		123		
82878-73	107	83099-63A	105	83162-63	105	89467-74	115		
82948-73	107		107	83163-63A	105	89470-74	115		
	111	83100-63	105		107	89472-74	115		
83004-72	67	83100-73	107	83165-73	107		123		
83032-73	105	83102-63	105	83200-77	109	89474-74	115		
	107	83103-73	107	83201-77	109		123		
	111		111	83202-77	109	89475-74	115		
83033-73	105	83104-73	107	83203-77	109	89476-74	115		
	107		111	83204-77	109	89490-80	123		
	111	83106-63A	105	83205-77	109	89491-80	123		
83034-73	105		107	83206-77	109	89492-80	123		
	107		111	83207-77	109	89493-80	123		
	111	83108-63	105	83208-77	109	89494-80	123		
83035-73	105		107	83209-77	109	89495-80	123		
	107	83109-77	109	83210-77	109	89496-80	123		
	111	83112-63A	105	83566-51	37	89497-80	123		
83039-73	107		107	83961-63A	41	89498-80	123		
83040-63	105		111	83975-37A	51	91057-74	119		
83041-73	107	83113-66	105	85210-42A	3	91058-74	119		
83042-73	107	83113-73	107		67	91059-74	119		
83043-73	107	83115-73	107	85213-42A	67	91064-74	119		
83044-77	109	83117-77	109	88699-72A	61	91065-74	119		
83046-77	109	83119-73	107	88700-72	61	91070-70	119		
83049-77	109	83121-77	109	89400-63D	113	91071-70	119		
83051-63	105	83122-77	109	89402-65	113	91072-70	119		
	111	83123-77	109	89403-65	113	91083-70	119		
83051-73	107	83124-77	109	89407-63	113	91810-63A	95		
83052-77	109	83125-73	107	89410-65A	113	91813-63	95		
83053-63A	105		111	89412-68	113	91818-68	95		
	107	83126-73	107	89416-63A	113	91847-63A	83		
83054-77	109	83127-77	109	89417-68	113		85		
83056-77	109	83128-77	109	89418-63	113	91872-65B	117		
83072-73	105	83129-77	109	89419-65A	113	91887-48	117		
	107	83130-77	109	89420-65A	113	91890-48	117		
	111	83131-63	105	89421-65	113				
83073-73	105		107	89423-64	113				
	107		111	89424-63	113				
	111	83132-63A	105	89426-65	113				
83074-73	105		107	89428-63B	113				
	107		111	89432-63A	113				
	111	83133-63A	105	89440-74	115				
83084-73	41		107	89441-74	115				
	107		111	89444-74	115				
83087-73	107	83134-63A	105	89447-74	115				
83090-77	109		107	89450-74	115				
83091-77	109	83136-77	109	89451-74	115				
83092-77	109	83138-77	109	89456-74	115				
83093-77	109	83143-75	107	89457-74	115				
83094-77	109	83148-77	109	89458-74	115				
83096-63A	105	83151-77	109	89461-74	115				
	107	83153-77	41	89464-74	115				
83097-63A	105		109	89465-74	115				
	107	83155-77	109		123				
83098-63A	105	83156-77	109	89466-74	115				





350 N. Dewey • P.O.Box 30 • Reedsburg, WI 53959  
Phone (608) 524-8888 • Toll Free 1 (800) 222-4653 • Fax (608) 524-8380  
Web [www.parcars.com](http://www.parcars.com) • E-Mail [info@parcars.com](mailto:info@parcars.com)

©Copyright 1999, Columbia ParCar Corp.  
All rights reserved. Printed in USA